

The Executive Budget - DSA & Related K-12 Budgets: 2020-2021 Biennium



Legislative Commission's Budget Subcommittee



Steve Canavero, Ph.D.
State Superintendent of Public Instruction
January 22, 2019

State Board of Education Goals



- All students are proficient in reading by the end of 3rd grade.



- All students enter high school with the skills necessary to succeed.



- All students graduate college, career, and community ready.



- All students learn in an environment that is physically, emotionally, and intellectually safe.



- All students served by effective educators.



- Efficient and effective use of public funds in service to students.



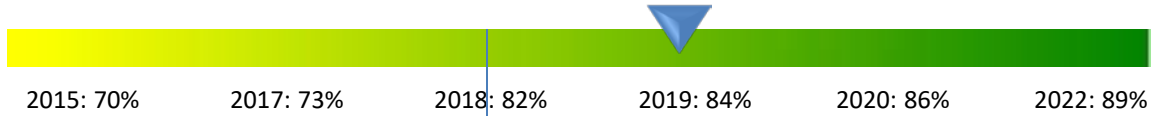
Department Goal

Become the Fastest Improving State in the Nation
(FISN) by 2020.

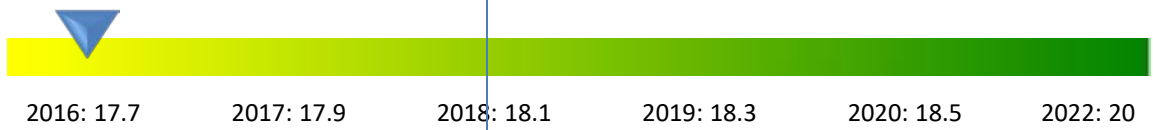


Fastest Improving Goals & Progress

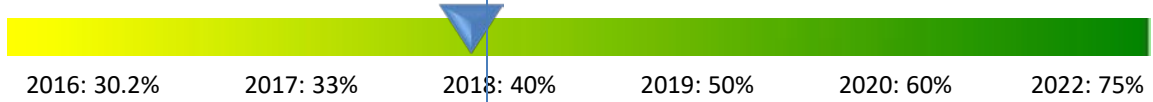
Graduation Rate



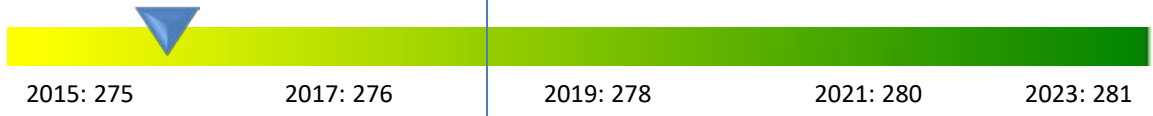
ACT Composite Score



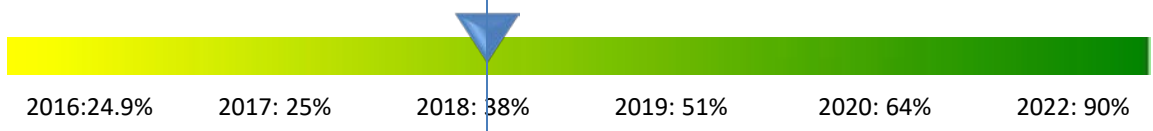
CwD in Inclusion Early Childhood Education



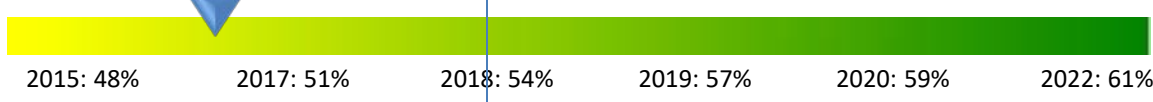
NAEP



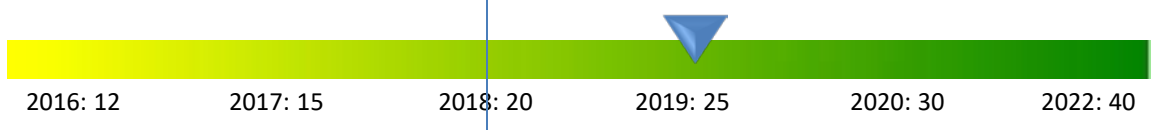
English Language Proficiency



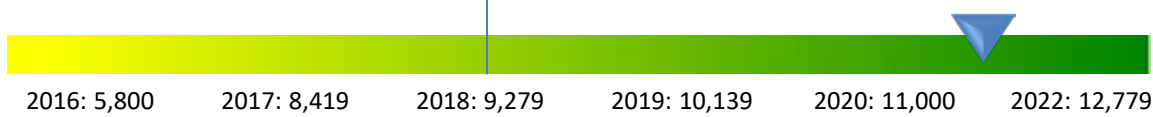
Smarter Balanced



Quality Rated Early Childhood Programs



CTE Completers



Executive Summary - Students

“Every child in every classroom receives a quality education, regardless of zip code.” Gov. Sisolak

- \$139.8M at-risk students in the lowest quartile
- \$76.2M School Safety BA 2698
- \$44.7M high-quality, statewide Pre-k
- \$63.4M to Read by Grade 3
- \$27.1M to Career and Technical Education in high-skill, high demand fields



Executive Summary - Teachers

“Teachers treated as professionals and respected for their job.” Gov. Sisolak

- 3% COLA FY20
- 2% salary roll-up in FY20 and FY21
- \$9M in Teacher Supply Reimbursement
- \$2.5M to fund the Nevada Institute on Teacher and Educator Preparation
- Maintain Teach Nevada scholarship, Great Teaching and Leading Fund, Teacher Incentives, 1/5th Retirement Credit



K-12 Executive Budget

- BA 2610 – Distributive School Account
- BA 2615 – Remediation Trust Fund
- BA 2616 – Incentive Fund – Licensed Educational Personnel
- BA 2617 – State Supplemental Support Fund (Room Tax)
- BA 2618 – Professional Development Program
- BA 2620 – Financial Literacy
- BA 2677 – New NV Education Funding (SB178, 2017)
- BA 2698 – School Safety
- BA 2699 – Other State Education Programs
- BA 2717 – Teachers’ School Supply Reimbursement
- BA 2718 – Teach Nevada Scholarship Program



K-12 Executive Budget

BA 2610 DISTRIBUTIVE SCHOOL ACCOUNT



BA 2610: Distributive School Account

- Basic Support for School Districts and Charter Schools
- Special Education
- Class-Size Reduction Program



BA 2610: Distributive School Account

Basic Support Guarantee

Each Session, the Legislature determines the level of state aid (basic support) for school districts and charter schools through *The Nevada Plan*. A guaranteed amount of basic support per pupil is calculated for each school district and is established in law each session.

The State, through the Distributive School Account (DSA), and school districts, through the Local School Support Tax (sales tax) and property tax, share the responsibility for providing the money needed to fund the guaranteed basic support per pupil.



BA 2610: Distributive School Account

1. DSA Funding:

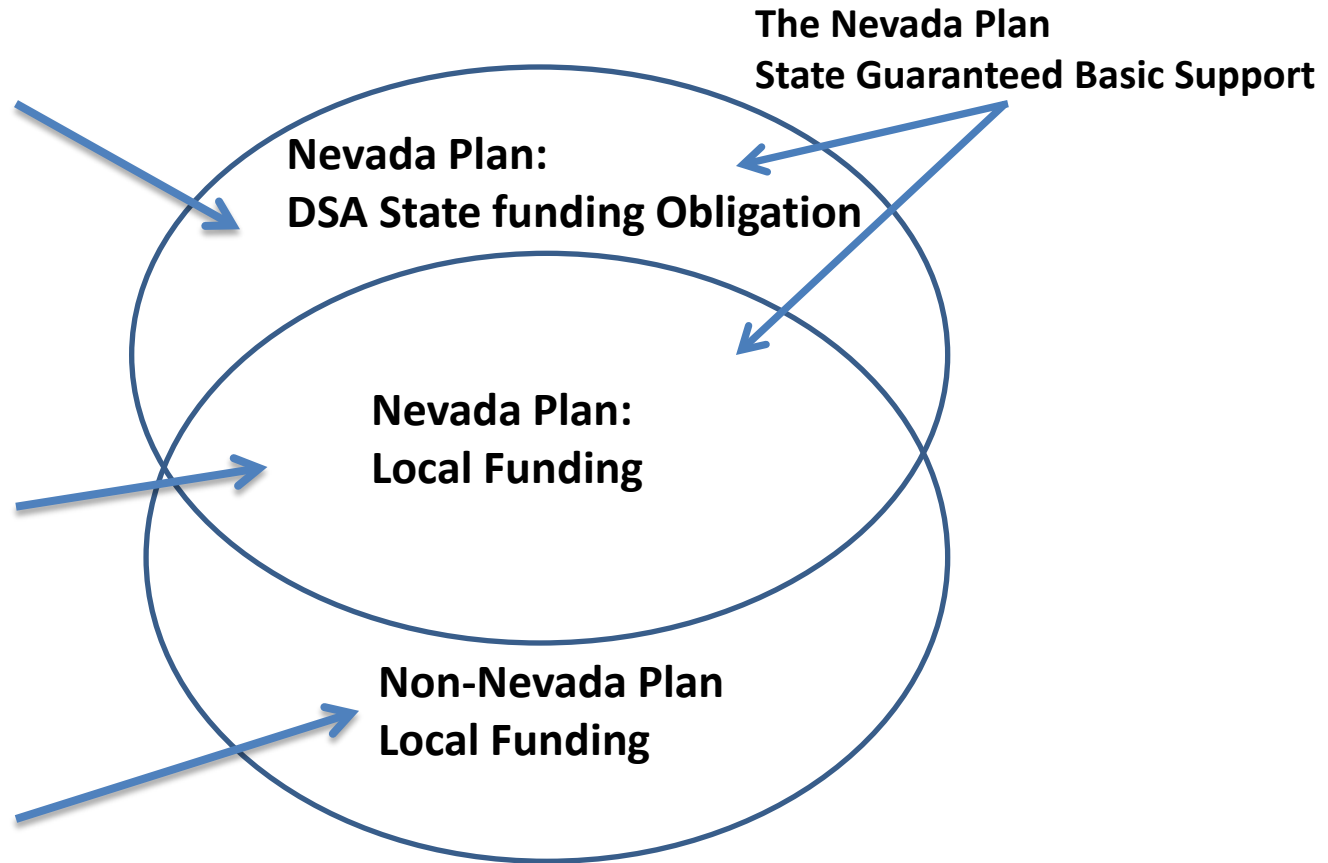
- State General Fund
- Transfer from Taxation Medical & Recreational Marijuana
- Annual Slot Tax
- Permanent School Fund
- Federal Mineral Lease Revenue
- Out-of-State LSST (2.60%)
- IP1 (2009) Room Tax Revenue

2. Nevada Plan Local Funding:

- In-state LSST (2.60%)
- Ad Valorem Property/Mining Tax (1/3 PSOPT)

3. Non-Nevada Plan "Outside" Funding:

- Property Tax (2/3 PSOPT)
- Governmental Services Tax
- Franchise Taxes
- Unrestricted Federal Revenue
- Interest, Tuition, and Other Local Revenue
- Opening General Fund Balance



BA 2610: Distributive School Account

DISTRIBUTIVE SCHOOL ACCOUNT SUMMARY 2019-21 BIENNIUM						
	2018		2019		2020	2021
	Legislatively Approved	2018 Actual	Legislatively Approved	2019 Estimated	Governor's Recommend	Governor's Recommend
WEIGHTED ENROLLMENT	476,338	477,894	482,292	483,000	489,521	495,640
ADDITIONAL ENROLLMENT FOR HOLD HARMLESS		1,125	-	1,095	-	-
TOTAL ENROLLMENT *	476,338	479,019	482,292	484,095	489,521	495,640
BASIC SUPPORT	5,897	5,897	5,967	5,967	6,052	6,116
TOTAL REGULAR BASIC SUPPORT **	\$ 2,809,059,383	\$ 2,824,870,847	\$ 2,877,856,134	\$ 2,888,594,865	\$ 2,962,485,269	\$ 3,031,098,692
CATEGORICAL FUNDING:						
SPECIAL EDUCATION	185,170,566	185,470,563	198,319,875	198,319,875	212,331,209	219,742,179
SPECIAL EDUCATION 50% ABOVE 13% CAP	1,500,000	1,200,003	1,500,000	1,500,000	1,500,000	1,500,000
CLASS-SIZE REDUCTION	147,445,963	147,289,897	152,142,582	152,142,582	163,603,704	168,062,644
SCHOOL LUNCH PROGRAM STATE MATCH	588,732	588,732	588,732	588,732	588,732	588,732
SPECIAL TRANSPORTATION	128,541	128,541	128,541	128,541	128,541	128,541
NRS ADJUSTMENT	0	0	0	0	0	0
OTHER ADJUSTMENTS	0	(3,358,135)	0	0	0	0
TOTAL REQUIRED STATE SUPPORT	\$ 3,143,893,185	\$ 3,156,190,448	\$ 3,230,535,864	\$ 3,241,274,595	\$ 3,340,637,455	\$ 3,421,120,788
LESS - GUARANTEED REVENUE						
LOCAL SCHOOL SUPPORT TAX - 2.60%	(1,340,894,700)	(1,313,956,683)	(1,410,328,800)	(1,401,394,000)	(1,474,882,000)	(1,533,359,000)
1/3 PUBLIC SCHOOLS OPERATING PROPERTY TAX	(219,666,832)	(224,713,395)	(233,165,900)	(239,993,345)	(254,933,300)	(269,537,000)
ADJUSTMENT FOR EUREKA AND LANDER REVENUE	0	0	0	0	0	0
TOTAL STATE SHARE	\$ 1,583,331,653	\$ 1,617,520,370	\$ 1,587,041,164	\$ 1,599,887,250	\$ 1,610,822,155	\$ 1,618,224,788
STATE SHARE ELEMENTS						
GENERAL FUND	\$ 1,192,420,159	\$ 1,219,696,627	\$ 1,181,785,421	\$ 1,154,508,953	\$ 1,195,185,348	\$ 1,189,369,493
FY 2017 OVERPAYMENTS TO BE RECEIVED FY 2018	-	-	-	-	-	-
TRANSFER FROM TAXATION - REC & MED MARIJUANA	18,935,194	27,518,741	22,687,543	26,625,075	20,746,407	24,837,995
RECREATIONAL MARIJUANA RETAIL TAX	-	-	-	-	-	-
GENERAL FUND TRANSFER FY19 to FY18	-	-	-	-	-	-
DSA SHARE OF SLOT TAX	27,932,000	28,330,095	27,773,000	28,040,600	27,597,400	27,925,300
PERMANENT SCHOOL FUND	3,000,000	5,981,905	3,000,000	6,000,000	6,000,000	6,000,000
FEDERAL MINERAL LEASE REVENUE	4,000,000	3,820,943	4,000,000	4,000,000	4,000,000	4,000,000
OUT OF STATE LSST - 2.60%	148,988,300	148,703,236	156,703,200	160,918,000	169,357,000	176,071,000
IP1 (2009) ROOM TAX REVENUE TRANSFER	185,056,000	180,468,823	191,092,000	183,232,000	187,936,000	190,021,000
GENERAL FUND SUPPLEMENTAL APPROPRIATION	-	-	-	36,492,628	-	-
REVERSION TO GENERAL FUND	-	-	-	-	-	-
BALANCE FORWARD FROM/TO NEXT FISCAL YEAR	3,000,000	3,000,000	-	69,994	-	-
TOTAL SHARE STATE ELEMENTS	\$ 1,583,331,653	\$ 1,617,520,370	\$ 1,587,041,164	\$ 1,599,887,250	\$ 1,610,822,155	\$ 1,618,224,788



BA 2610: Distributive School Account

Local Funding: Guaranteed

- LSST & Ad Valorem Property / Mining Tax (1/3 PSOPT)

NOTE: If the budgeted amounts are not actually collected, the State funds the difference, and conversely, if actual revenues exceed projections, the amount of State General Fund support is reduced.



BA 2610: Distributive School Account

Local Funding: Guaranteed LSST

	LSST	
2018 Actual	\$1,313,956,683	
2019 Projected	\$1,401,394,000	6.65%
2020 Budgeted	\$1,474,882,000	5.24%
2021 Budgeted	\$1,533,359,000	3.96%



BA 2610: Distributive School Account

Local Funding: Guaranteed

	Ad Valorem Property/Mining Tax (1/3 PSOPT)	
2018 Actual	\$224,713,395	
2019 Projected	\$239,993,345	4.68%
2020 Budgeted	\$254,933,300	6.52%
2021 Budgeted	\$269,537,000	5.99%



BA 2610: Distributive School Account

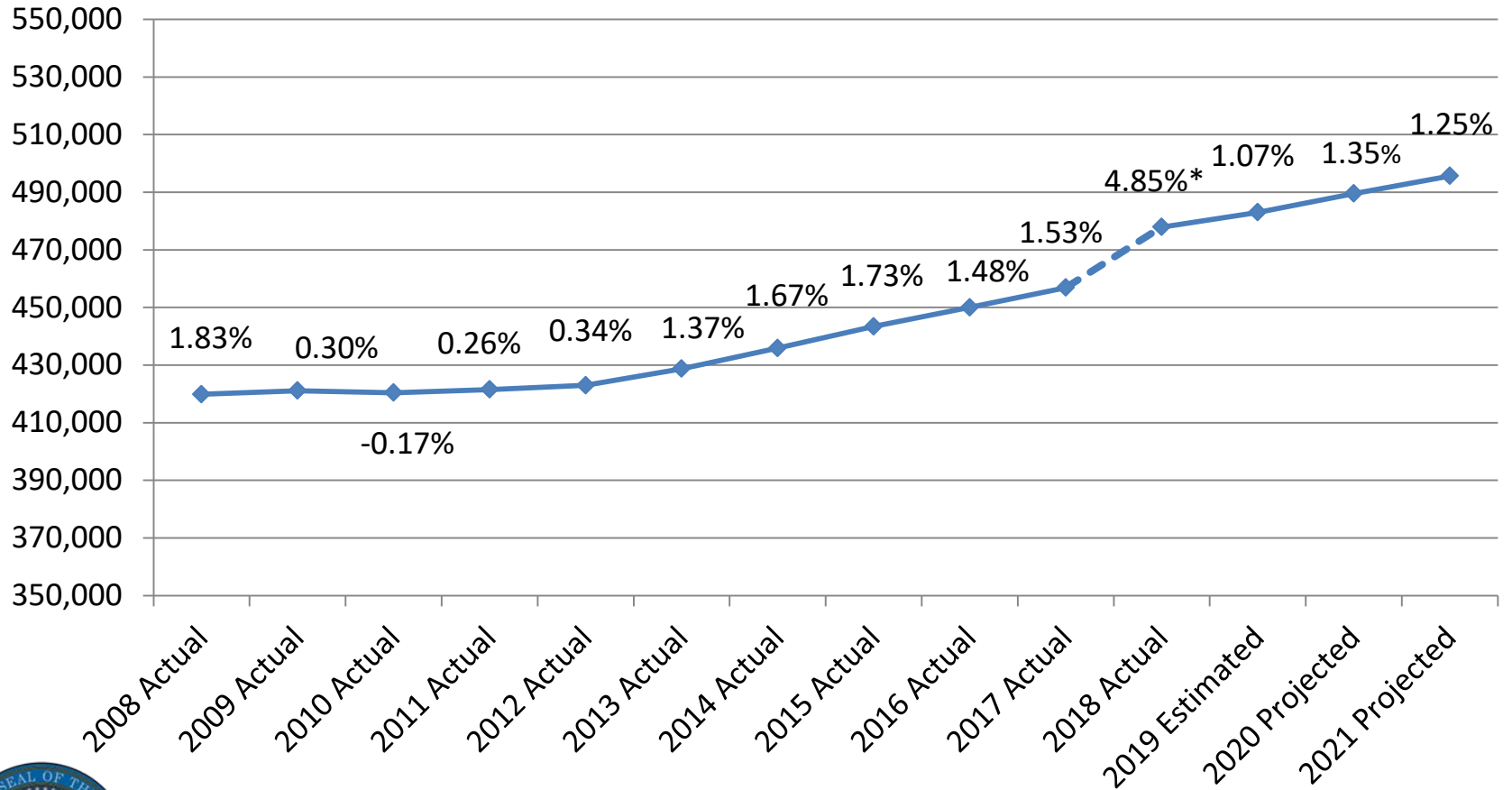
State Share Elements

- Transfer from Taxation Medical and Recreational Marijuana (FY20 \$20.7 million; FY21 \$24.8 million)
- E-130 - Extends transfer of Initiative Petition 1 Room Tax (2009) including interest to the DSA through the 2020-21 Biennium (BA 2617)
(FY 20 \$187.9 million; FY 21 \$190.0 million)



BA 2610: DSA Enrollment Trends

**K-12 Weighted Enrollment
Including % Growth YOY**



*Full Day Kindergarten (FDK) was rolled into DSA effective FY 2018, resulting in an increase in kindergarten counts from .60 to 1.0 weighting per pupil.



BA 2610: DSA Enrollment Changes

M200 – Enrollment Growth

- FY 2020 – 1.35% increase: \$44.8 million
- FY 2021 – 1.25% increase: \$81.7 million



BA 2610: DSA Enrollment Changes

Average Daily Enrollment

- Senate Bill 508 of the 78th Session, revised the manner in which pupil enrollment is calculated for computing basic support per pupil.
- Prior to SB508, enrollment for basic support was based on the last day of the first school month (i.e., count day).
- After SB508, enrollment for basic support is based on a weighted count of average daily enrollment for the quarter (ADE).
- Assembly Bill 88 of the 80th Session clarifies provision governing the approval of K-12 school program



BA 2610: DSA Enrollment Fluctuations

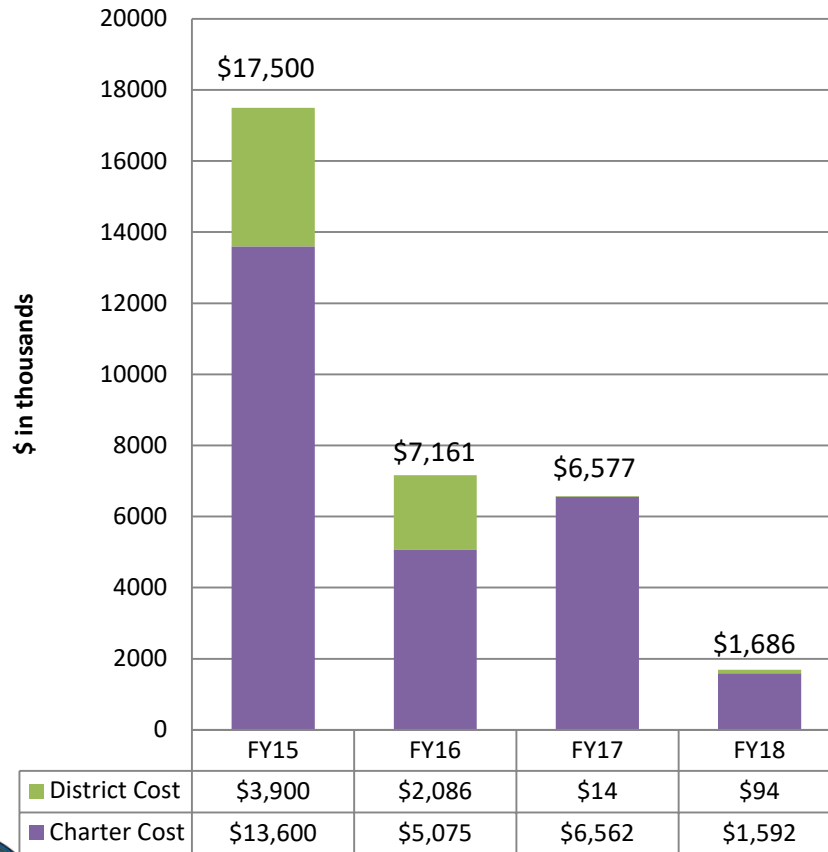
Hold Harmless

To protect school districts and charter schools during times of declining enrollment, Nevada Revised Statutes 387.1223 contains a “hold harmless” provision. The guaranteed level of funding is based on the current years’ quarterly enrollment, unless the decline in enrollment is 5 percent or more. In which case, the funding is based on the higher of the previous years’ quarterly enrollment.

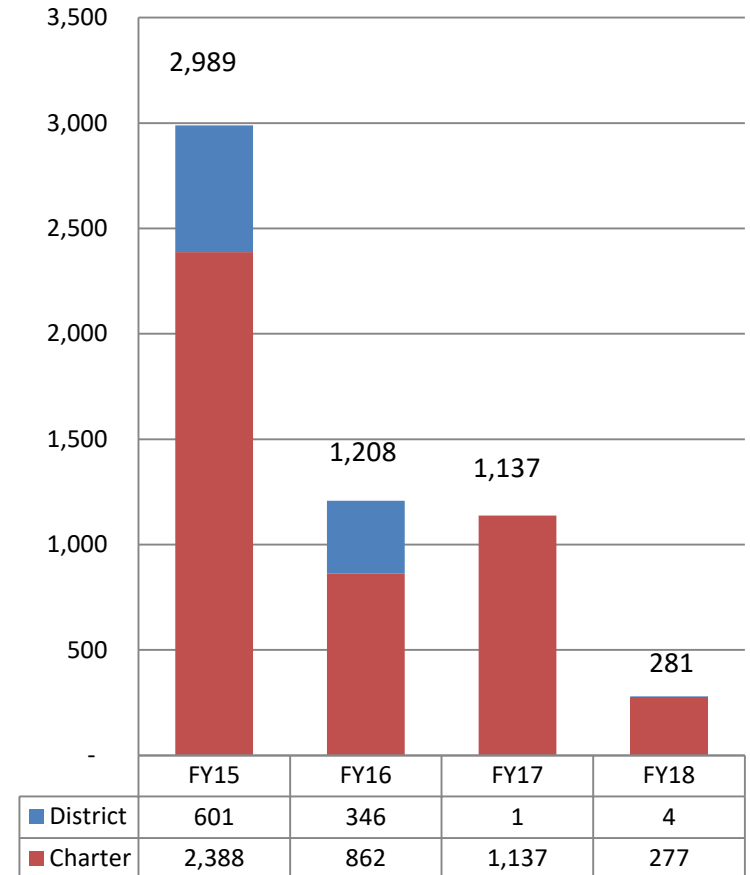


BA 2610: DSA Enrollment Changes

Hold Harmless Cost (\$ in 000s)



Hold Harmless Enrollment



BA 2610: Distributive School Account

M101: 2% Teacher/Staff Salary Roll-up
(FY20: 2% and FY21: 2%)

- FY 20 Roll-up: \$ 58.5 million
- FY 21 Roll-up: \$118.2 million



BA 2610: Distributive School Account

E670: Teacher/Staff Cost of Living Increase (FY20: 3% and FY21: 0%)

- FY 20 COLA: \$ 89.4 million
- FY 21 COLA: \$ 91.2 million



BA 2610: Benefit Changes

M300: Benefits Change

- FY 20: \$21.6 million
- FY 21: \$35.2 million

- Medical Insurance
 - FY 2020 – 3.70% increase: \$12.2 million
 - FY 2021 – 3.80% increase: \$25.6 million

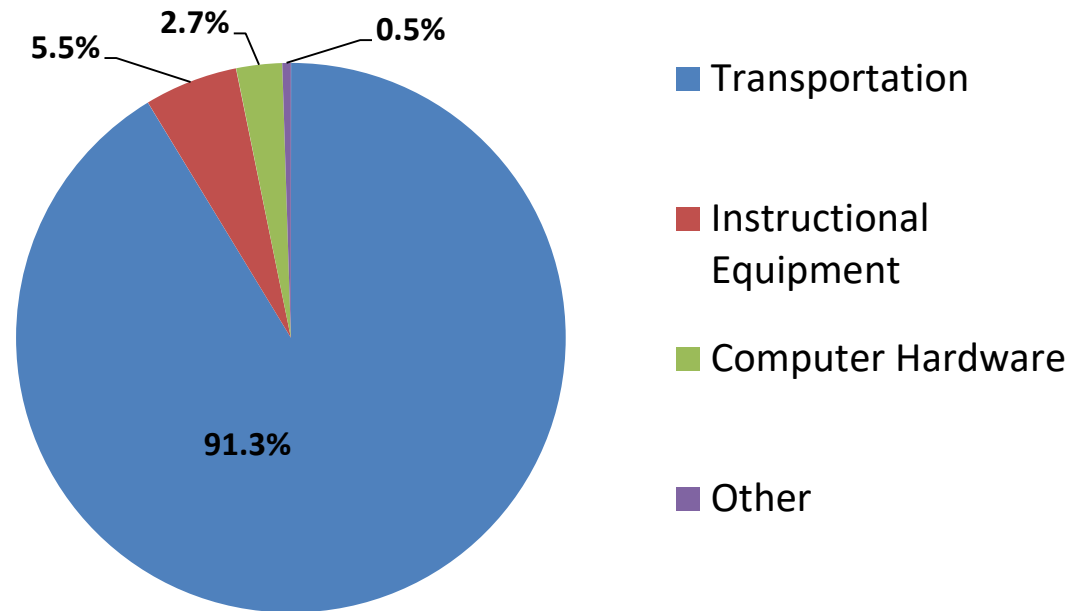
- PERS (increase of 1.25% to 29.25%)
 - FY 2020 – increase: \$9.4 million
 - FY 2021 – increase: \$9.6 million



BA 2610: Distributive School Account

E710: Replacement Equipment
\$60.3 million in Each Fiscal Year

E-710 Replacement Equipment:
School Districts



BA 2610: Special Education

- S.B. 508 (78th Session); transition to weights with 13% cap
 - S.B 49 (79th Session); pay 50% of weight for pupils above the 13% cap
- Average weight FY19
 - \$3,356/pupil
- Per-Pupil funding range (expressed as multiplier)
 - Pershing: \$9,007 (2.51)
 - Clark: \$3,259 (1.55)



BA 2610: Special Education

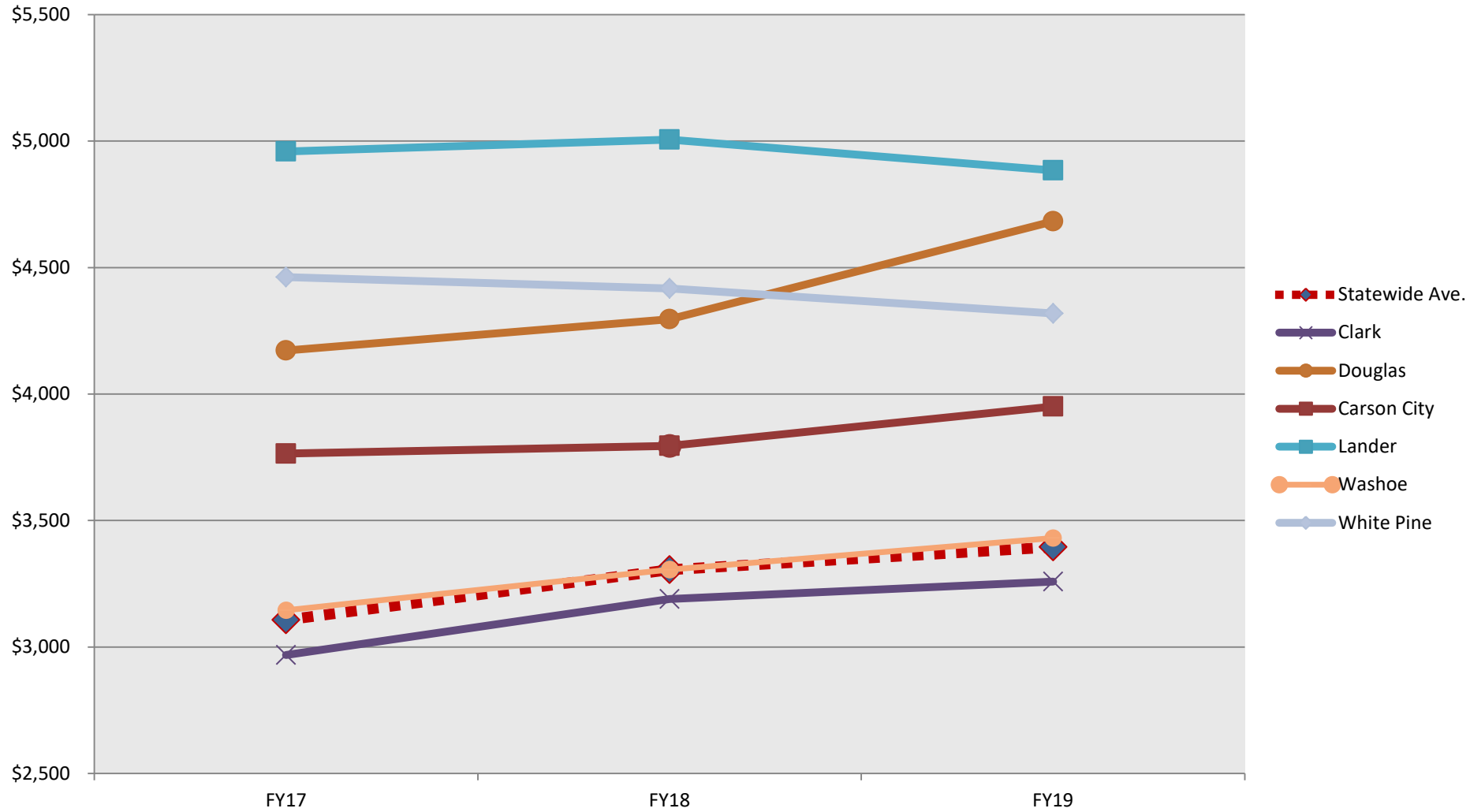
Special Education Funding			
Fiscal Year	Units	Funding Per Unit/ Per Pupil	Total Funding
2014	3,049	\$41,608	\$126,862,792
2015	3,049	\$42,745	\$130,329,505
2016	3,049	\$45,398	\$138,591,298
2017*	N/A	N/A	\$168,125,519
2018*+	N/A	N/A	\$186,670,566
2019*+	N/A	N/A	\$199,819,875
2020*+	N/A	N/A	\$213,831,209
2021*+	N/A	N/A	\$221,242,179

*changed from unit-based to “weight” beginning 2017
 + includes \$1.5 m for above the 13% cap



BA 2610: Special Education

SPED Per Pupil Trends: Case Review



BA 2610: Special Education

M200: SpEd Enrollment Growth

- Enrollment growth \$7.9 M for the biennium
 - FY20: \$2.7 million
 - FY21: \$5.2 million

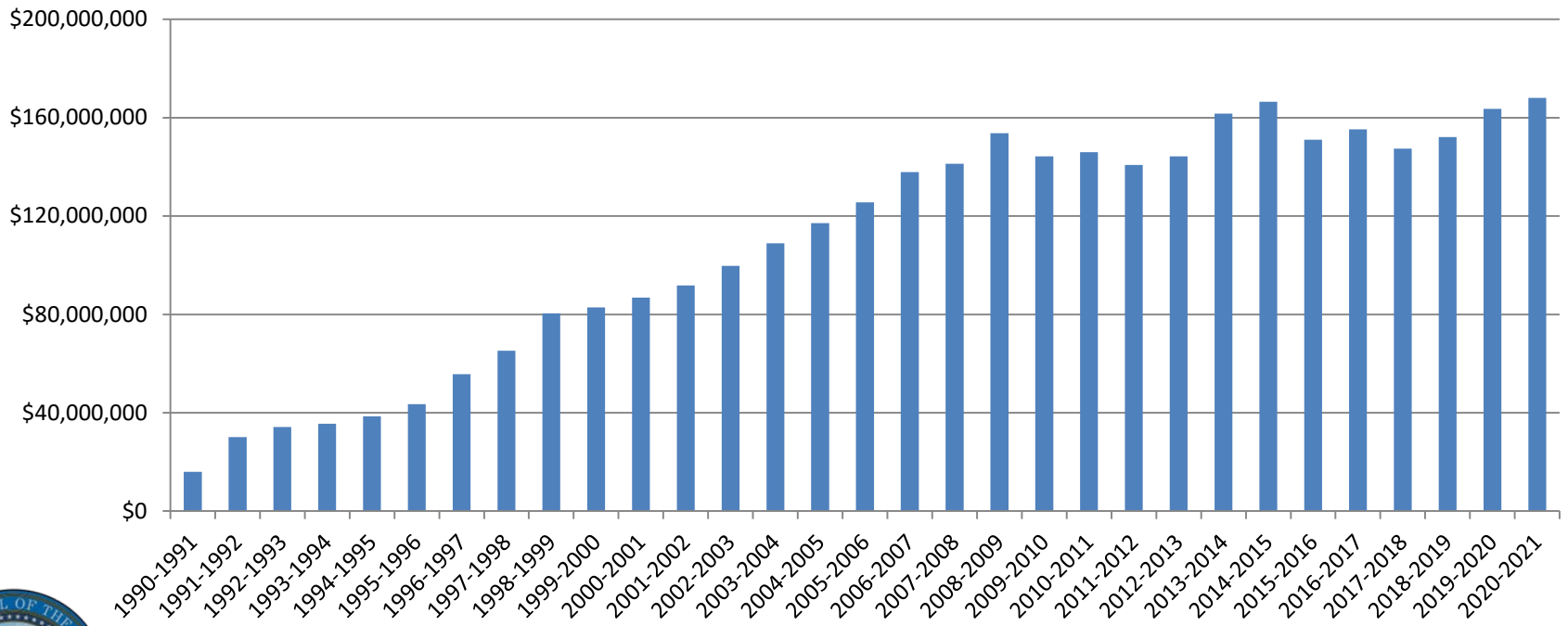


BA 2610: Class Size Reduction

CSR Funding History

Legislatively Approved CSR Funding

\$3.4 Billion Total Cumulative CSR Funding since Program Inception



BA 2610: Class-Size Reduction

Student to Teacher Ratios

- Regular
 - Grade 1 – 17:1
 - Grade 2 – 17:1
 - Grade 3 – 20:1
- Alternative (not Clark or Washoe)
 - 22:1 in grades 1-3
 - 25:1 in grades 4-6



BA 2610: Class-Size Reduction Schools with Variances

1st Quarter FY19				
School District	Total Underperforming Schools	Underperforming Schools (1-2 Stars) with Variances	Total Elementary Schools	Elementary Schools with Variances
Carson	4	3	6	5
Churchill	0	0	3	0
Clark	101	93	222	211
Douglas	2	2	7	6
Elko	7	1	12	4
Esmeralda	1	0	3	0
Eureka	0	0	2	0
Humboldt	4	2	9	2
Lander	0	0	2	1
Lincoln	1	1	4	2
Lyon	9	8	12	10
Mineral	2	1	2	1
Nye	4	4	11	7
Pershing	1	1	2	2
Storey	1	1	2	2
Washoe	29	23	62	56
White Pine	3	0	4	0
TOTAL	169	140	365	309

82% of underperforming schools received CSR variances. While 84% of all schools have variances.

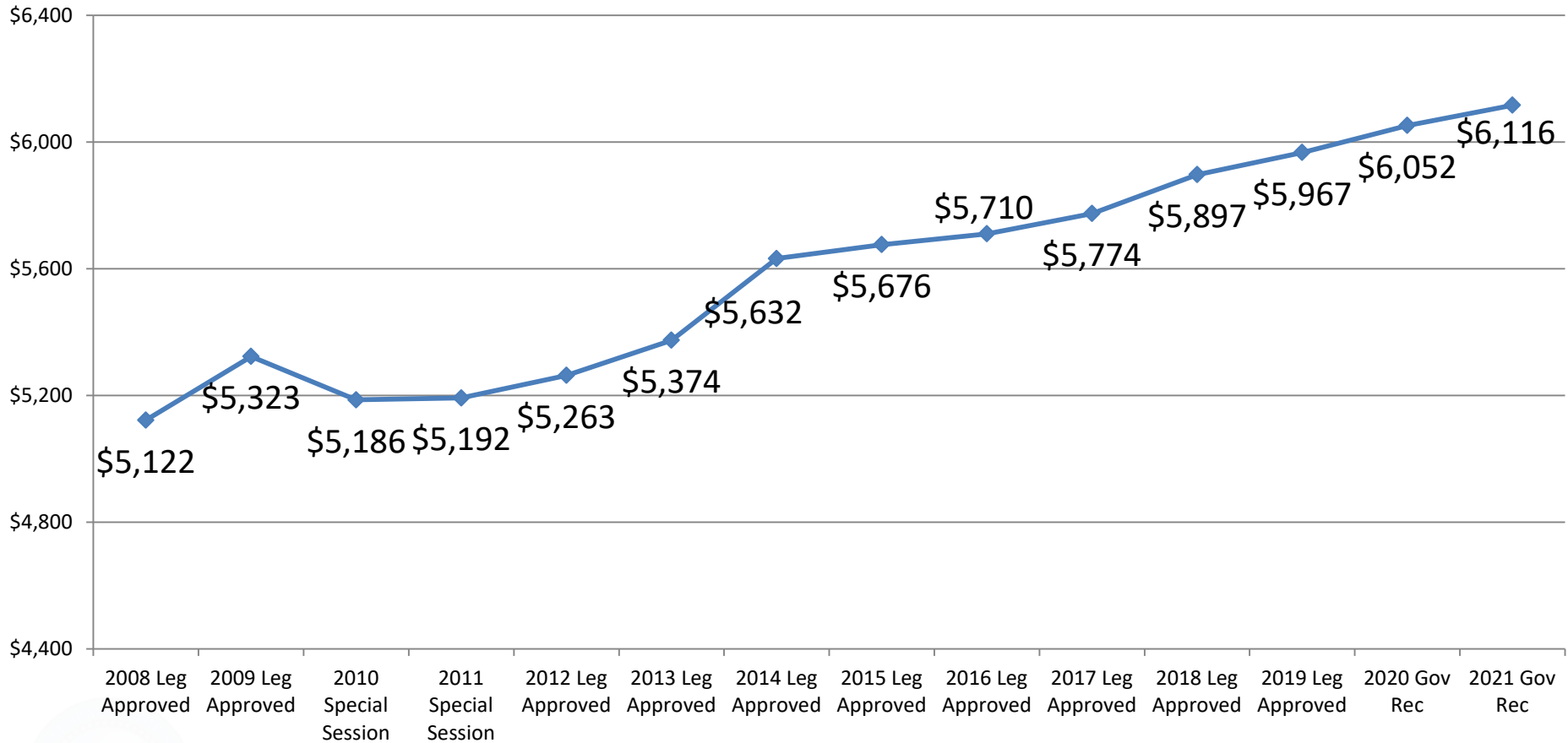


BA 2610: PUTTING IT ALL TOGETHER



BA 2610: Distributive School Account

DSA Basic Support per Pupil
2008-2021



K-12 Executive Budget

BA 2615 SCHOOL REMEDIATION TRUST FUND
ZOOM SCHOOLS AND RURAL EL PROGRAMS



BA 2615: School Remediation Trust Fund – Zoom Schools

DESCRIPTION

Zoom Schools funding under SB 390 continued and expanded services and programs for English learners at elementary and secondary schools. Clark and Washoe County School Districts designate Zoom Schools that have a high percentage of English Learners that are among the lowest performing schools. The goal for Zoom Schools is to increase both English language proficiency and academic performance for English Learners.

AUTHORITY Established SB 504, 2013; expanded SB 405, 2015, refined SB 390, 2017

FUNDING Base funding \$100 million over the biennium



BA 2615: School Remediation Trust Fund – Zoom Schools

Mandatory Services - Elementary	Mandated Services – Secondary
Prekindergarten programs Reading Skills Center Summer Academy, Intercession, or Extended Day	Must choose at least 1 Reduce class size for English Learners Direct Instructional Intervention Professional Development* Recruitment and Retention Incentives*
Optional Services - Elementary	Optional Services – Secondary
Professional Development* Recruitment and Retention Incentives* Parental & Family Engagement*	Parental & Family Engagement* Provide Other Evidence-Bases services Intercession or Summer Academy Extended school day

**No more than 5% of Zoom funds may be used for these option (combined).*



BA 2615: School Remediation Trust Fund – Zoom Schools

	2013-14	2014-15	2015-16	2016-17	2017-18	2018-19 Estimates
Clark: #Schools	14	16	29	38	38	38
Clark: #Students	12,760	13,599	22,080	29,090	28,330	Est. 28,346
Washoe: #Schools	6	8	15	24	24	24
Washoe: #Students	3,895	6,313	9,973	12,319	13,561	Est. 12,289
Other Districts/Charters: #Schools	23	26	40	39	47	52
Other Districts/Charters: #Students	1,028	1,435	2,326	2,495	5,036	Est. 6,306
Total Schools	43	50	84	101	109	114
Total Students	17,683	21,347	34,379	43,904	46,927	Est. 46,941

BA 2615: School Remediation Trust Fund – Zoom Schools

External Evaluation: ACS Ventures

Recommend continued funding

- Reduction in Zoom Schools performing in lowest quartile and increase in CCSD at 4 or 5 stars
- Linguistic and Academic gains notable in some schools
 - Differential performance among schools presents opportunity for State/District to use as reference points for other to learn
- Program Recommendations
 - Continued focus on PD (e.g., TESOL)



K-12 Executive Budget

BA 2615 SCHOOL REMEDIATION TRUST FUND
VICTORY SCHOOLS PROGRAM



BA 2615: School Remediation Trust Fund – Victory Schools

DESCRIPTION

Victory Schools are identified as the 35 lowest performing schools (1- and 2-stars) in the lowest income zip codes. These schools receive funding to provide equitable programs, wrap-around services, and high-quality curriculum and instruction opportunities focusing on improving student achievement outcomes.

AUTHORITY Established SB 432, 2015; expanded SB447, 2017

FUNDING Base funding \$50 million over the biennium



BA 2615: School Remediation Trust Fund – Victory Schools

35 Low-Performing Schools Serving Students in the Lowest Income Zip
Codes in the State

Services – At least 51% of funding	Services – Maximum of 49% of funding
Pre-kindergarten Summer Academy Additional instruction outside of school session Professional development Incentives – hiring and retention Employment of personnel Reading skills center Evidence-based programs Wraparound service	Healthcare services Family engagement School climate and culture



BA 2615: School Remediation Trust Fund – Victory Schools

School Types	Urban	Rural	Native American (also considered Rural)
Elementary	Clark 18 Washoe 2	Clark 1 Elko 1 Nye 1	Elko 1 Humboldt 1 Washoe 1
Middle School	Clark 3	Elko 1	Humboldt 1
High School	Clark 2 Washoe 1		Elko 1
Total	26	4	5



BA 2615: School Remediation Trust Fund – Victory Schools

External Evaluation: ACS Ventures

Recommend continued funding

- Positive ELA and Math gains
 - CCSD Victory outperforming a comparison group of schools.
 - Graduation rates at Victory High Schools increased – now higher than state graduation rate
 - Positive stakeholder perception
 - Program Recommendations
 - Disburse funds earlier
 - Refine program-specific assessment measures
 - Review Victory MS given performance
- Evaluate the full programming at Victory Schools



K-12 Executive Budget

BA 2615 SCHOOL REMEDIATION TRUST FUND
NEVADA READY 21 TECHNOLOGY GRANT



BA 2615: School Remediation Trust Fund – Nevada Ready 21 Technology Grant

DESCRIPTION

Nevada Ready 21 provides each pupil and teacher with their own portable technology device connected wirelessly to the Internet and the professional development to use educational technology to provide high-quality instruction.

AUTHORITY Established SB 467 (2015)

FUNDING Base funding \$20 million over the biennium

OUTCOMES

- Serves 24,870 middle school students and 1,300 middle school teachers.
- Typical Nevada classrooms have one device for five students.



BA 2615: School Remediation Trust Fund – Nevada Ready 21 Technology Grant

SCHOOL DISTRICT / OTHER	FY18 AWARD	FY19 AWARDS
EXISTING PROGRAMS		
CARSON CITY SCHOOL DISTRICT	868,411.00	862,738.20
CHURCHILL COUNTY SCHOOL	311,828.77	299,968.69
CLARK COUNTY SCHOOL	3,490,371.00	3,104,471.00
ELKO COUNTY SCHOOL DISTRICT	768,664.36	723,934.36
LANDER COUNTY SCHOOL	158,707.40	120,424.00
MATER ACADEMY OF NEVADA	257,012.88	205,422.88
PINECREST ACADEMY OF NEVADA	796,881.20	759,601.20
SOMERSET ACADEMY OF NEVADA	235,669.60	219,983.68
WHITE PINE SCHOOL DISTRICT	287,548.24	286,999.24
CLARK COUNTY SCHOOL DISTRICT	1,623,437.89	2,064,437.89
HUMBOLDT COUNTY SCHOOL DISTRICT	190,989.02	348,404.76
WASHOE COUNTY SCHOOL DISTRICT	224,619.74	193,561.18



BA 2615: School Remediation Trust Fund – Nevada Ready 21 Technology Grant

External Evaluation: ACS Ventures Recommend continued funding

- Overall, implementation of NR21 was viewed positively
- Teachers: tech to individualize instruction and new ways of learning.
- Students: active learning and collaborating online. Correlation from the technology to the way student learn, interact with other students and teachers, and increase motivation.
- Parents: hesitant growing more comfortable. Teachers/Admin worked hard to engage families.
- Challenges: Monitoring student online behavior. Post NR21 sustainability. High School interruption to students accustomed to 1:1 environments.



K-12 Executive Budget

BA 2615 SCHOOL REMEDIATION TRUST FUND
NEW TEACHER INCENTIVES



BA 2615: School Remediation Trust Fund – New Teacher Incentives

DESCRIPTION

New Teacher Incentives Funding supports schools districts to pay for incentives to newly hired teachers at Title I schools or 1- and 2-star schools and to pay for teachers to transfer not at an underperforming or Title I school to transfer to one.

AUTHORITY

Established SB 511, 78th Legislative Session (2015)

Established AB 434 (2017) New and Transfer Teachers to Title I or Underperforming

FUNDING Base funding \$7.5 million FY20; \$2.5 million in FY21

OUTCOMES 2,067 teachers participated in FY18

3,817 teachers participated in FY19



K-12 Executive Budget

**BA 2616 SCHOOL REMEDIATION TRUST FUND
INCENTIVES FOR LICENSED EDUCATIONAL PERSONNEL
(1/5TH RETIREMENT CREDIT)**



BA 2616: School Remediation Trust Fund – Incentives for Licensed Education Personnel

DESCRIPTION Incentives for Licensed Education Personnel supports funding for remaining provisions of the 1/5th retirement credit purchase program

AUTHORITY AB1 of the 23rd Special Session (2007)

FUNDING Base funding \$2 million over the biennium



K-12 Executive Budget

BA 2617 STATE SUPPLEMENTAL SCHOOL SUPPORT
ACCOUNT



BA 2617: State Supplemental School Support Account

DESCRIPTION

The 2009 Initiative Petition 1 (IP1) provided Room Tax revenue from the State Supplemental School Support Account to the General Fund as a State funding source to be distributed to the school districts via the DSA.

AUTHORITY The 2009 Initiative Petition 1 (IP1).

FUNDING The source of funds is the 3% tax on rental transient lodging.

\$187.9 million FY20; \$190.0 million FY21

ENHANCEMENT E-130 – Extends the transfer of the Initiative Petition 1 Room Tax funds including interest to the Distributive School Account and the Other State Education Programs account to fund programs to improve academic achievement.



K-12 Executive Budget

BA 2618 PROFESSIONAL DEVELOPMENT PROGRAMS
GREAT TEACHING AND LEADING FUND



BA 2618: Professional Development Programs - Great Teaching and Leading Fund

DESCRIPTION

Great Teaching and Leading Fund supports professional development of educational personnel, as well as funding to recruit, select, and retain effective teachers and leaders.

AUTHORITY SB 474, 78th Legislative Session (2015)

FUNDING Base funding of \$10.0 million over the biennium



BA 2618: Professional Development Programs - Great Teaching and Leading Fund

External Evaluation: ACS Ventures

Recommend continued funding

- Overall, meeting or exceeding the majority of their goals
- Increased collaboration (23 Joint Proposals)
- Recruitment/retention activities positive w/ potential long term impact
- Implementation improved from initial launch
- Survey respondents indicated notable impact
- Improvement: More opportunities for teacher leadership, national board certification, and self-reflection practice. Expand content and pipeline building in addition to recruitment/retention.



K-12 Executive Budget

BA 2618 PROFESSIONAL DEVELOPMENT PROGRAMS
REGIONAL PROFESSIONAL DEVELOPMENT PROGRAMS



BA 2618: Professional Development Programs - Regional Professional Development Programs

DESCRIPTION

This program provides funding, as recommended by the Statewide Coordinating Council for Regional Training Programs, to the three regional programs established by NRS 391.512 and charged with the professional development of teachers and administrators.

AUTHORITY 1999, 70th Session (SB 555-Funding), 2001, 17th Special Session (SB 3-Programs & Council), NRS 391.512-NRS 391.556.

FUNDING \$15.1 million over the biennium

ENHANCEMENT E-275: Additional \$149,219 in each year for 2% increase



K-12 Executive Budget

BA 2620 FINANCIAL LITERACY



BA 2620: Financial Literacy

DESCRIPTION

Senate Bill 249 created the account for Instruction in Financial Literacy in the State General Fund and provides that money in the account generally may be used only for providing the instruction in financial literacy.

AUTHORITY Established SB 249, 2017

FUNDING \$1M over the biennium.

ENHANCEMENT E490: Expiring grant; this request eliminates the revenues and expenditures for the Instruction in Financial Literacy.

OUTCOMES For fiscal year 2018- 2019, Clark County School District received \$1,000,000, Washoe County School District received \$300,000, and the Department of Education received \$200,000.



K-12 Executive Budget

A photograph of a classroom scene. A female teacher with glasses and a dark top is leaning over a wooden table. Two young boys are seated at the table. One boy, wearing a blue shirt with a patch, is looking towards the camera. The other boy is looking down at something on the table. There are colorful geometric shapes (triangles, squares) scattered on the table and in a clear plastic bin in the foreground. The background shows a typical classroom setting with shelves and educational materials.

**BA 2677 SB 178 AT-RISK WEIGHT FOR STUDENTS IN
LOWEST QUARTILE**

BA 2677: SB 178 At-Risk Weight for Students in Lowest Quartile

DESCRIPTION

Established a weighted funding formula to provide additional state funding to public schools, not designated as Victory or Zoom Schools, to better support English Learners (ELs) and/or students who qualify for free or reduced-priced lunch (FRLs) scoring in the 25th percentile (and who do not receive special education services). Schools received \$1200 per identified student to implement specific education interventions as outlined in the bill.

AUTHORITY Established SB 178 (2017)

FUNDING \$72 million per biennium; \$36 million per year; 30,000 students served per year

SY 2017-18: 12 districts; 134 schools

SY 2018-19: 13 districts; 161 schools

ENHANCEMENT

\$33.9M in each year of the biennium to serve all academic at-risk



BA 2677: SB 178 At-Risk Weight for Students in Lowest Quartile

What the SB 178 enhancement of \$33.9M for each year of the biennium means for students:

- All students within the lowest quartile will be served with the \$1200 per pupil “backpack money.”
- All students served within the lowest quartile, regardless of how many stars their school has.
- Nearly double the number of students served by SB 178 funding.

Before Enhancement	Before Enhancement	After \$2.3M enhancement over the biennium	After \$2.3M enhancement over the biennium
30,000 students served.	\$72M per biennium.	58,250 students served.	\$139.8M per biennium.



K-12 Executive Budget

NEW BUDGET ACCOUNT FOR SCHOOL SAFETY
BA 2698 SCHOOL SAFETY



BA 2698: School Safety

DESCRIPTION

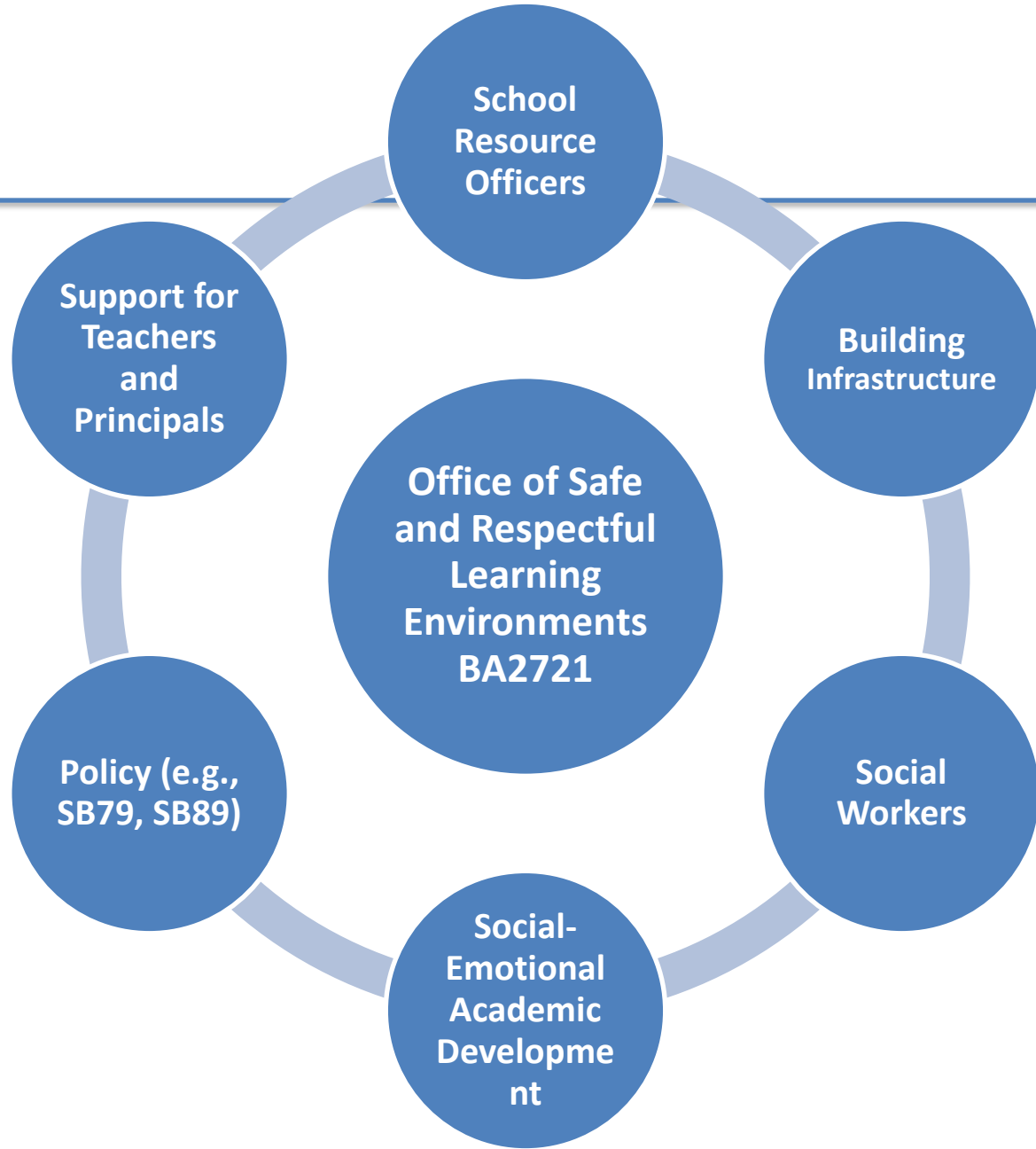
This new budget account supports district and charter measures to enhance the physical safety of our schools, and the well-being of our students.

FUNDING Base funding of this account is due to a transfer from the 2615 Social Workers in Schools of \$22.4 million over the biennium. Enhancements total roughly \$54 million over biennium.

REVENUE The Marijuana 10% Excise Tax Retail

LEGISLATION SB89, School Safety omnibus





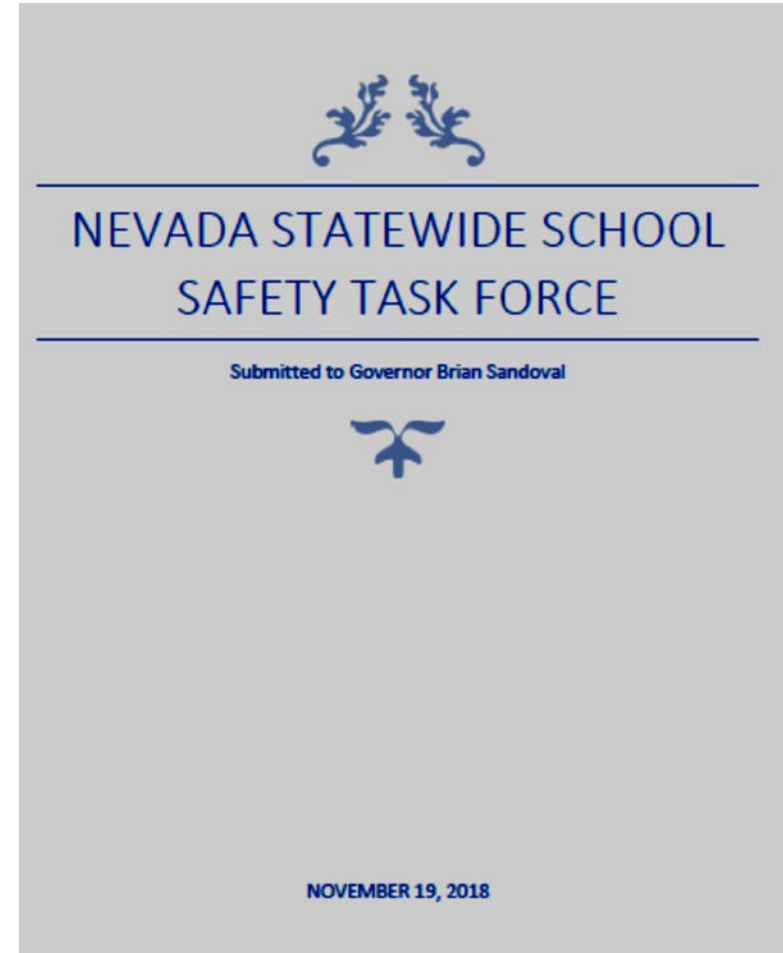
BA 2721 Safe & Respectful Learning

BA 2698 School Safety



EXECUTIVE ORDER 2018-5

ORDER ESTABLISHING THE STATEWIDE SCHOOL SAFETY TASK FORCE



BA 2698: School Safety – Behavioral Health Professionals

DESCRIPTION

The Social Workers in Schools Grant (SWxS) is a state block grant that provides social workers and/or other mental health professionals in schools serving students with the highest needs.

AUTHORITY Established SB 515 (2015)

FUNDING Base funding of \$22.4 million over the biennium is a transfer from 2615 to 2698 to support existing Social Workers in Schools program.

ENHANCEMENT E240 \$6.5M in each year of the biennium.

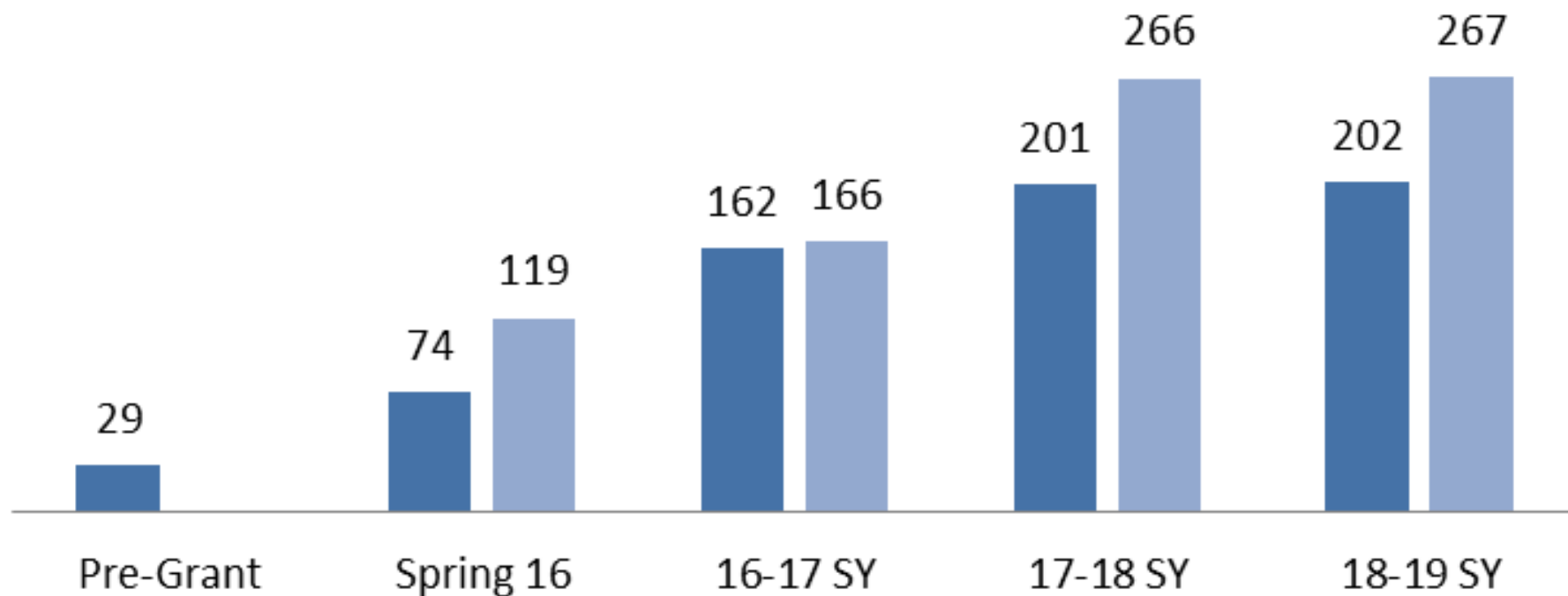
E908 Transfer from 2615 to 2698, \$11.18M in each year of the biennium.



BA 2698: School Safety – Behavioral Health Professionals

Four Year Growth of the Social Workers in Schools Grant

■ # of Schools ■ # of SSW's



BA 2698: School Safety – Behavioral Health Professionals

Allocation of Funding by Priority

- School climate survey results
- Rates of high risk behaviors
- Rates of suspension and expulsion
- Percentage of vulnerable students



BA 2698: School Safety – Behavioral Health Professionals

An enhancement of \$6.5M for additional social workers

- An additional 87 professionals and expansion to at least an additional 65 schools.
- Total
 - 353 Behavioral Health Specialists
 - 267 Schools

Funding Amounts	# of SWxS	# of Schools
\$11.18M (base)	266*	202
<u>\$6.5M</u> (enhancement)	87	65
Total Increase to:		
<u>\$17.68M</u> (19-10 SY)	353	267
* Includes Social Work Field Students		



BA 2698: School Safety – Behavioral Health Professionals

External Evaluation: ACS Ventures

Recommend continued funding

- Overall positive
- Program Recommendations
 - Consistent Statewide Climate Measures
 - Expand Program Reach
 - Leverage New Data for Future Program Changes
 - Continued Strong Levels of State Support



BA 2698: School Safety – School Resource Officers/School Police Officers

DESCRIPTION

The applications for funding would come through the school district in conjunction with their school police department of local law enforcement agency (rural), as applicable; applications for charter schools would come through the SPCSA.

- CCSD (n=41) and WCSD (all HS) approximately 11% of schools have a dedicated school police officer. CCSD 8 HS with 2 SPO.
- Remaining WCSD are served by officers on patrol.
- 17% of CCSD schools participate in the shared officer program with balance of schools served by patrolling officers.

FUNDING Currently funded by district's general funds; \$5M WCSD and \$21.7M in CCSD.
Enhancement serves to expand number of officers.

ENHANCEMENT E241 \$3M in FY20 and \$7M in FY21



BA 2698: School Safety – School Resource Officers/School Police Officers

ENHANCEMENT E241 \$3M in FY20 and \$7M in FY21

School Police Officer FTE (mid-range @ \$30.45 per hour)	
Annual Salary	\$63,580
Benefits (estimate)	\$37,000
Total Salary & Benefits	\$100,580

- Supply additional school police in both CCSD and WCSD, opportunity for rural school districts to contract with local law enforcement.
- On average, this would pay for 30 SPOs in 2020 and 2021 and 40 new SPOs in 2021.



BA 2698: School Safety – School Building Infrastructure

DESCRIPTION

Applications submitted to the Department for funding from Districts or the SPCSA (charter schools) based on a school safety assessment that is aligned with state standards. Funds distributed:

- a) based on “guided autonomy” that includes the school safety audit to identify school needs, and
- b) on a “block plus per pupil” basis (recognizing that small school districts still require a funding minimum).

ENHANCEMENT E242 \$5M in FY20 and \$20M in FY21



BA 2698: School Safety – School Building Infrastructure

C - Base with Remainder Per Pupil	
District	Base + Per Pupil
Carson	\$1,051,028.15
Churchill	\$875,943.35
Clark	\$13,318,466.15
Douglas	\$963,816.79
Elko	\$865,434.34
Esmeralda	\$152,685.12
Eureka	\$160,703.71
Humboldt	\$631,828.55
Lander	\$287,775.65
Lincoln	\$290,718.25
Lyon	\$1,080,527.73
Mineral	\$271,591.34
Nye	\$700,170.48
Pershing	\$275,747.76
Storey	\$266,294.66
Washoe	\$3,485,358.13
White Pine	\$321,909.83
Total	\$25,000,000.00

Groupings	# of Districts		Base
Very Small	2	(Esmeralda, Eureka)	150000
Small	6	(Lander, WP, Lincoln, Mineral, Pershing, Storey)	250000
Rural	3	(Elko, Humboldt, Nye)	500000
Centralized	4	(Carson, Churchill, Douglas, Lyon)	750000
Large	2	(Clark, Washoe)	1000000



BA 2698: School Safety – Social, Emotional, and Academic Development

DESCRIPTION

Funds the implementation of a statewide social, emotional, and academic development five-year strategic plan for all public schools.




FUNDING Founded by Governor Sisolak's establishment of BA 2698, School Safety, and is currently partially funded by the Office of Safe and Respectful Learning Environment's School Climate Grant, expiring September 2019.

ENHANCEMENT E245 SEAD strategic plan; \$2M in FY20 and \$2.7M in FY21



BA 2698: School Safety – Social, Emotional, and Academic Development

Those students who participated in evidence-based SEL programs experienced.....

School Safety	Academics	Economic	Teacher Support
 <p>Significant reduction in conduct problems, emotional distress, and drug use</p>	<p>13 percentile-point gain in academic achievement</p> 	<p>A decrease in the likelihood of living in or being on a waiting list for public housing, receiving public assistance, having any involvement with police before adulthood, and ever spending time in a detention facility.</p> <p>Necessary skill sought by employers.</p>	

BA 2698: School Safety – Social, Emotional, and Academic Development

Key stakeholder findings from The Aspen Institute’s A Nation at Hope report, 2019:

Students	Parents	Employers	Administrators
<p>At least two-thirds of current and recent high school students agree that attending a school focused on social and emotional learning would help improve their relationships with teachers and peers, their learning of academic material, and their preparation for college, careers, and citizenship.</p>	<p>More than 9 in 10 parents think that schools have a role in reinforcing the development of what they typically call “life skills.”</p>	<p>Eight in 10 employers say social and emotional skills are the most important to success and yet are also the hardest skills to find.</p>	<p>Ninety-seven percent of principals believe a larger focus on social emotional learning will improve students’ academic achievement.</p>

BA 2698: School Safety – Support for Teachers & Principals

DESCRIPTION

Various interventions to support teachers and principals to ensure the safety of their schools.

FUNDING This work will be funded by Governor Sisolak's establishment of BA 2698, School Safety.

ENHANCEMENT E244 Contract for threat assessments and training for all rural districts; \$145K in each year of the biennium.

E243 Multi-tiered system of support team for continuous improvement using database problem and decision-making; \$201K each year.

E246 Funds for the public broadcasting system data casting plan; \$310K in FY20 and \$113K in FY21

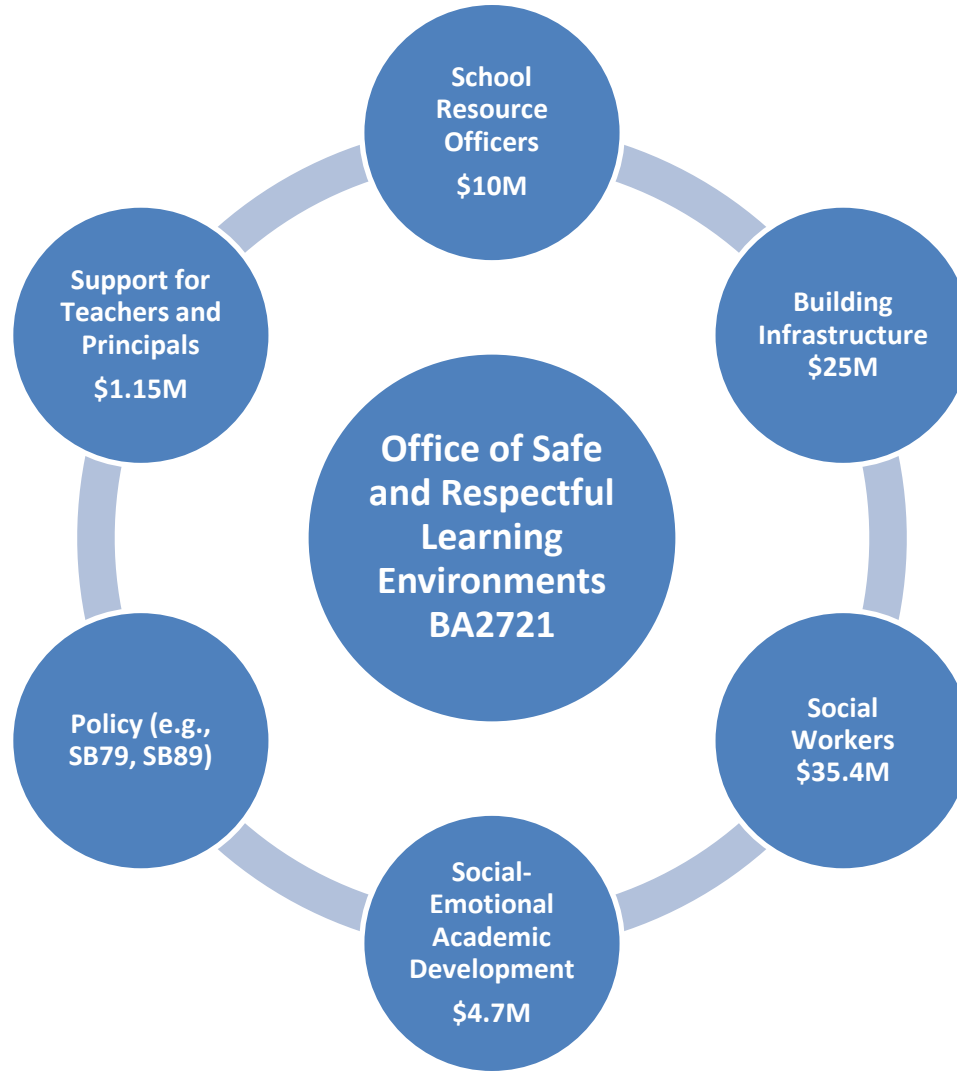


BA 2698: School Safety

Enhancement	Amount over biennium	Prevention	Intervention	Recovery
Social workers transfer	\$22.4M	✓	✓	✓
Social workers enhancement	\$13M	✓	✓	✓
School building infrastructure	\$25M	✓	✓	
School resource/police officers	\$10M	✓	✓	✓
SEAD strategic plan	\$4.7M	✓		
Threat assessment	\$300K		✓	✓
Multi-tiered system of supports	\$402K	✓	✓	✓
Public broadcasting	\$423K		✓	
<u>SafeVoice</u> (BA 2721)		✓	✓	



BA 2698: School Safety – FY20 \$28.3M FY21 \$47.9M = \$76.2M



K-12 Executive Budget

BA 2699 OTHER STATE EDUCATION PROGRAMS
READ BY GRADE 3



BA 2699: Other State Education Programs – Read by Grade 3 Program

DESCRIPTION

Fund district and charter literacy activities to ensure that all K-3 students can read proficiently by the end of third grade.

AUTHORITY Origin: SB 391, 78th Legislative Session (2015)

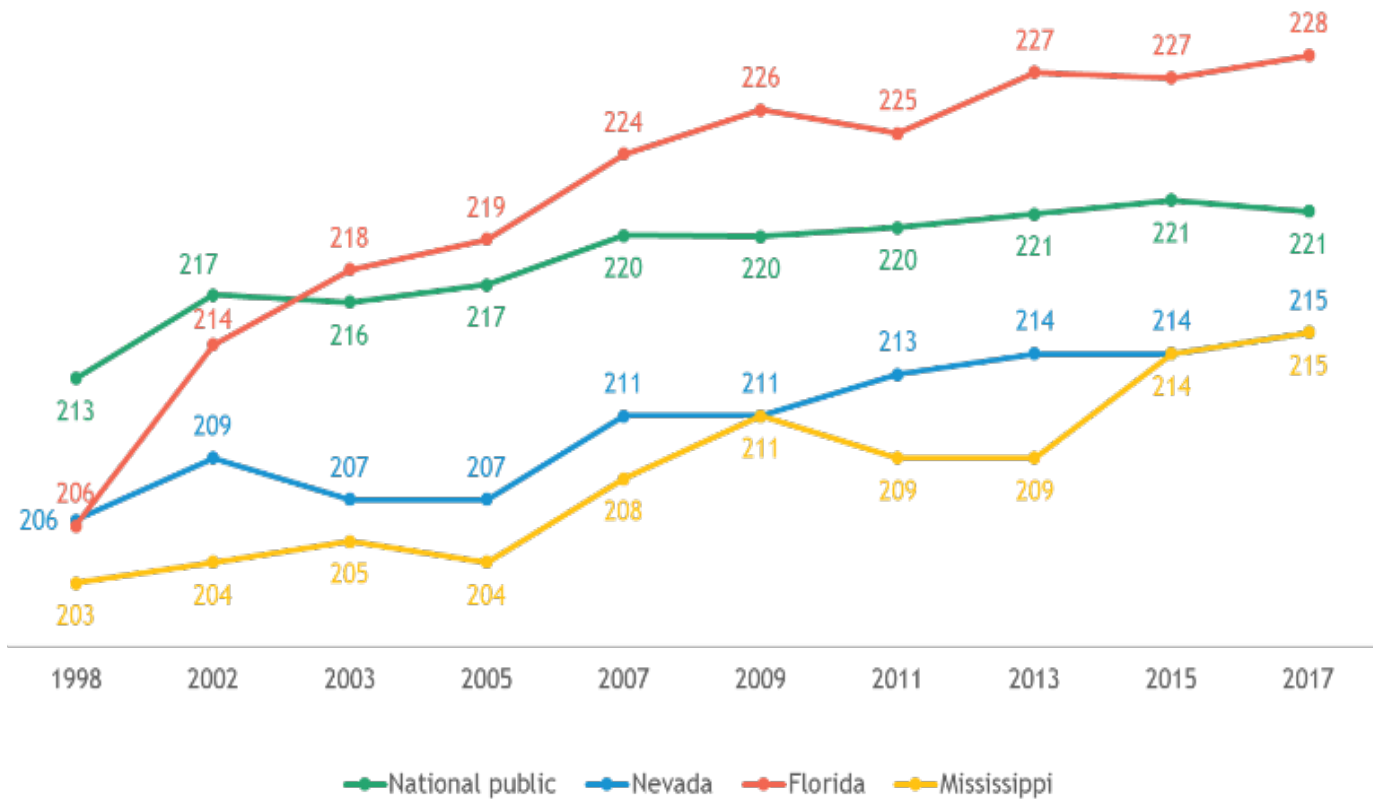
FUNDING \$41M over the biennium

ENHANCEMENT E-278: \$22.4 million over the biennium; \$10M to fund Learning Strategists until all 406 elementary schools are fulfilled and \$1.2M in professional development.



BA 2699: Other State Education Programs – Read by Grade 3 Program

Average NAEP 4th Grade Reading Scores:
All Students
1998-2017



Current Levels of Impact



SB 391 - Sections 5, 6, 8, 9

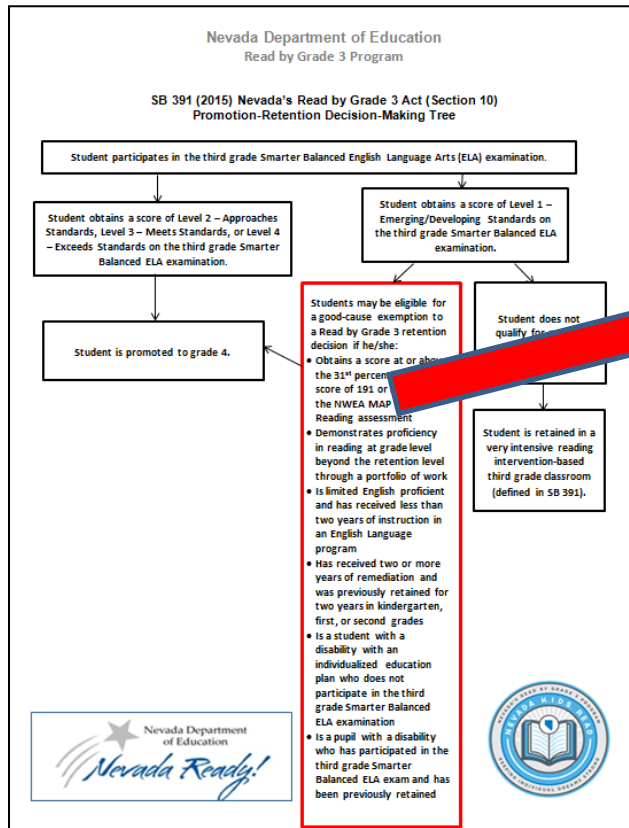
Statewide mandates directed across every K-3 public school program in Nevada (District and Charter)



Additional SB 391 - Section 15 of the law plus NDE Monitoring Requirements mandates specifically directed to programs awarded Read by Grade 3 competitive grant funding



Implementation of 2020 Promotion-Retention Decision-Making



Good-Cause Exemptions

Students may be eligible for a good-cause exemption to a Read by Grade 3 retention decision if he/she:

- Obtains a score at or above the 31st percentile (or a RIT score of 191 or higher) on the NWEA MAP Growth Reading assessment
- Demonstrates proficiency in reading at grade level beyond the retention level through a portfolio of work
- Is limited English proficient and has received less than two years of instruction in an English Language program
- Has received two or more years of remediation and was previously retained for two years in kindergarten, first, or second grades
- Is a student with a disability with an individualized education plan who does not participate in the third grade Smarter Balanced ELA examination
- Is a pupil with a disability who has participated in the third grade Smarter Balanced ELA exam and has been previously retained



BA 2699: Other State Education Programs – Read by Grade 3 Program

External Evaluation: ACS Ventures

Recommend continued funding

- Outcomes: Local Literacy Plan and school-level designation of learning strategist – evidence of implementation meets legislative intent.
- Perceptions: Increased Prof. Dev.; observed positive student impacts; changes to instruction. Concerns with time and communications/familiarity.
- Student Achievement: Longer participation in program = decreases in students ID as reading deficient. SBAC vs MAP
- Students are being identified, receiving necessary interventions, and improving their literacy abilities.
- Challenges: Sufficient time and resources for full implementation. Program to further support educators



K-12 Executive Budget

BA 2699 OTHER STATE EDUCATION PROGRAMS
TURNAROUND SCHOOLS PROGRAM



BA 2699: Other State Education Programs – Turnaround Schools Program

DESCRIPTION

Provides support to both districts and schools in implementing research-based strategies that have been proven successful in under-performing (one- and two-star schools) schools.

AUTHORITY Established SB 544, 2015; NRS 233B.062

FUNDING Base funding of \$5M over the biennium



BA 2699: Other State Education Programs – Turnaround Schools Program

	2015-16	2016-17	2017-18	2018-19
Carson City	\$25,493	\$31,500	\$210,600.00	\$130,662.87
Clark County	\$467,063	\$750,055	\$332,650.00	\$30,000.00
Elko County	\$652	\$2,342	\$60,826.00	N/A
Humboldt County	\$50,445	\$166,366	\$102,176.61	\$156,727.70
Mineral County	\$0	\$168,987	\$63,275.52	\$4,530.73
Nye County	\$311,900	\$653,399	\$421,263.31	\$29,412.80
Pershing County	\$7,701	\$12,430	N/A	N/A
SPCSA	\$258,978	\$252,617	\$2,429.10	\$85,900
Washoe County	\$31,920	\$253,909	\$357,404.00	\$342,177.00
White Pine County	\$104,079	\$62,934	\$242,226.51	\$159,254.18
Totals	\$1,258,231	\$2,354,539	\$1,792,851.05	\$938,665.28



BA 2699: Other State Education Programs – Turnaround Schools

External Evaluation: ACS Ventures

Recommend continued funding

- 2017 Recommendation increased monitoring.
 - Targeted support for downward trending schools.
 - Integrated into Consolidated App to encourage braided funding with other local efforts.
- Mixed results (“reset” makes this Y1)
- Districts beginning to braid funding.
- Leadership Network positive survey



K-12 Executive Budget

BA 2699 OTHER STATE EDUCATION PROGRAMS
GIFTED AND TALENTED EDUCATION



BA 2699: Other State Education Programs – Gifted and Talented Schools

DESCRIPTION

Funds at least 150 minutes per week of differentiated educational activities for pupils identified as gifted and talented through a state-approved assessment.

AUTHORITY Established SB 515, 2015; no later than 2019, the funding expressed as a uniform “weight” and allocated on a per-pupil basis (NRS 387.121).

FUNDING \$16.5M over the biennium.



K-12 Executive Budget

BA 2699 OTHER STATE EDUCATION PROGRAMS
JOBS FOR AMERICA'S GRADUATES



BA 2699: Other State Education Programs – Jobs for America’s Graduates

DESCRIPTION

Helps students graduate, teaches workplace readiness skills, provides employment support services, and assists enrollment in post-secondary education or the military for high schools graduates, especially those who are most at-risk for graduation.

AUTHORITY Non-profit incorporated 2014 and adopted regulation R154-15, 2016.

FUNDING \$7.2M over the biennium.

ENHANCEMENT E-277: \$1.1 million in FY20; \$1.2 million in FY21



BA 2699: Other State Education Programs – Jobs for America’s Graduates

JAG Enhancement:

- Currently, JAG serves 3,377 students in 41 Nevada high schools.
- At any given time, there are 9 or more schools on a wait list to receive JAG funding.
- Growth to operate 55 total JAG programs.

Before Enhancement		After \$2.3M enhancement over the biennium	
3,377 students served.	41 Nevada high schools served.	Up to 4,100 students served.	Up to 55 JAG programs.



BA 2699: Other State Education Programs – Jobs for America’s Graduates

All data for SY2018	Region 1 (Western Nevada)	Region 2 (Rural Nevada)	Region 3 (Southern Nevada)	JAG Nevada	Statewide Graduation Rate
Graduation	93%	94%	94%	94%	83.17%
Employment/Military Service Rate	76%	76%	63%	68%	Blank
*Positive Outcomes	83%	86%	80%	83%	Blank
Full-Time Jobs	85%	84%	75%	78%	Blank
**Full-Time Placement	94%	93%	85%	87%	Blank

SOURCE: JAG e-NDMS Database

* Positive Outcomes include FT and PT employment, FT Military and FT and PT postsecondary enrollment

** FT Placement includes FT employment, FT postsecondary enrollment or a combination of the two



K-12 Executive Budget

BA 2699 OTHER STATE EDUCATION PROGRAMS
CAREER AND TECHNICAL EDUCATION



BA 2699: Other State Education Programs – Career and Technical Education

DESCRIPTION

The Career and Technical Education Program funding supports access to CTE programs identified by Nevada's workforce councils.

AUTHORITY NRS 388.330-388.370

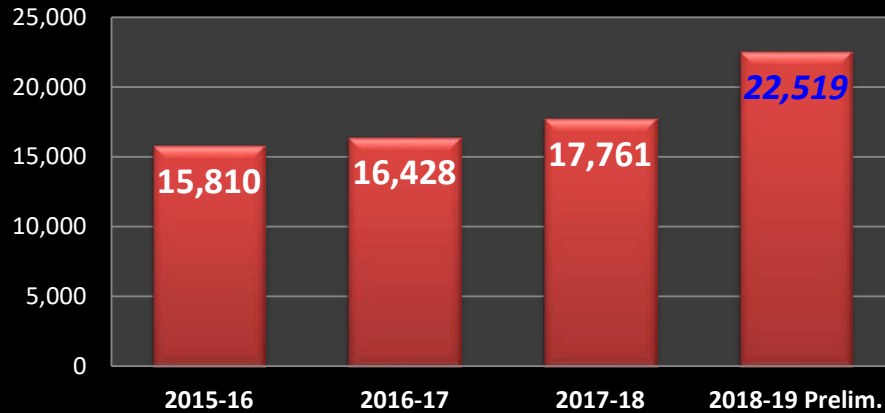
FUNDING \$25.1M over the biennium.

ENHANCEMENT E-275: \$2 million over the biennium

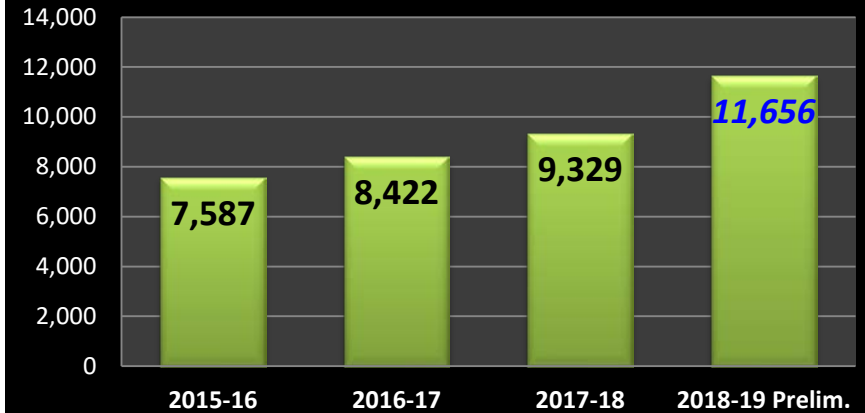


BA 2699: Other State Education Programs – Career and Technical Education

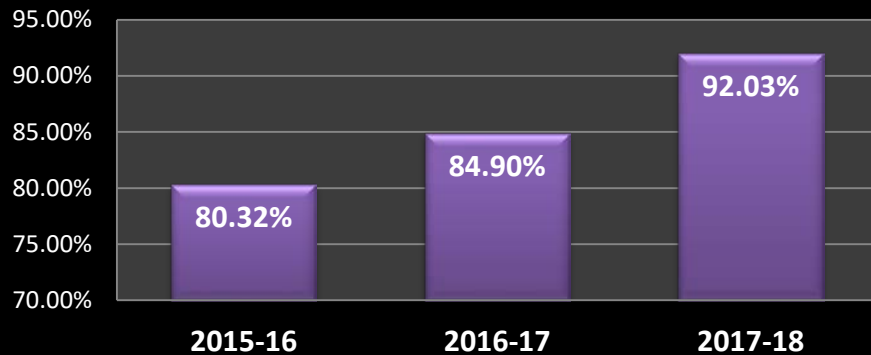
CTE Concentrators



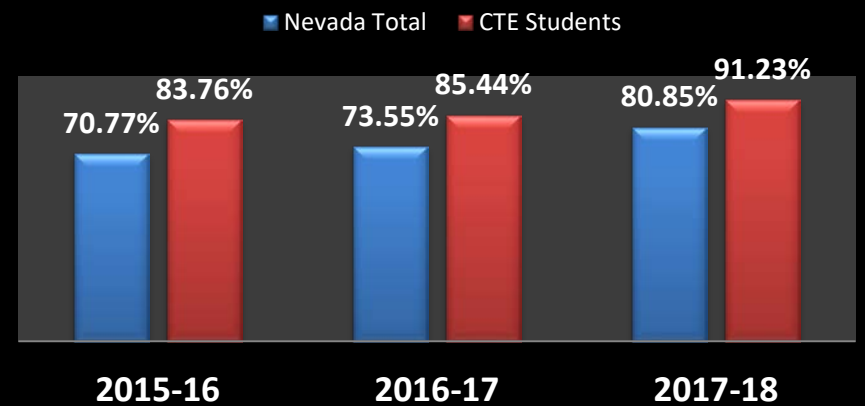
CTE Completers



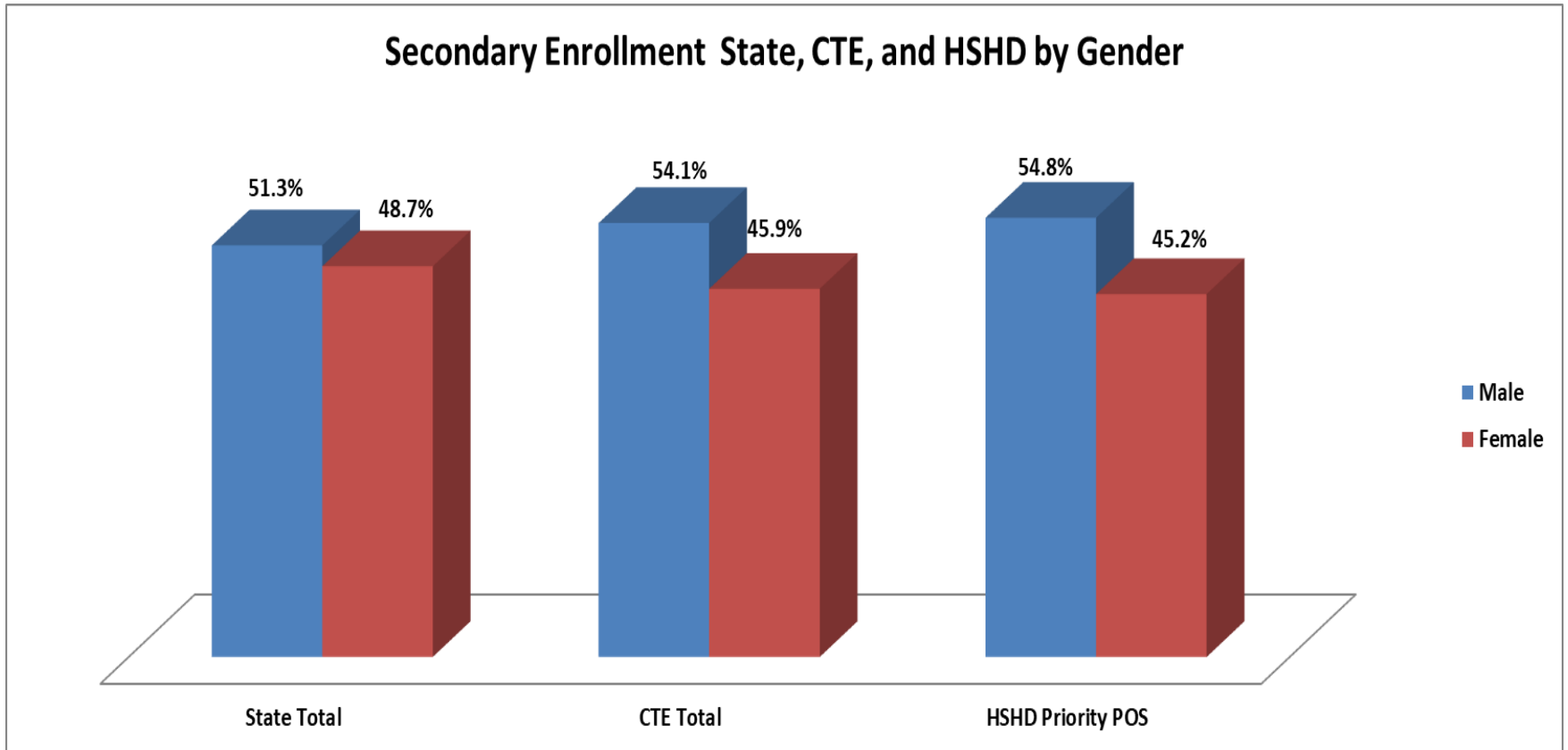
CTE Workplace Readiness Skills Assessment



Graduation Rates



BA 2699: Other State Education Programs – Career and Technical Education



NOTE: This is a clarification graph that shows male/female total enrollment is relatively consistent across secondary State, CTE, and HSHD.



BA 2699: Other State Education Programs – Career and Technical Education

	Asian	Black	Caucasian	Hispanic	Native American/ Alaskan Native	Mixed Races	Pacific Islander
State (9-12)	6.6%	10.7%	33.3%	41.6%	0.9%	5.5%	1.4%
CTE Overall	6.9%	9.8%	33.3%	42.2%	1.0%	5.3%	1.4%
Priority Programs of Study	Blank	Blank	Blank	Blank	Blank	Blank	Blank
Advanced Manufacturing	4.8%	3.4%	41.7%	43.2%	1.9%	4.2%	0.9%
Education and Training	3.2%	16.4%	22.8%	51.8%	0.3%	4.2%	1.3%
Health Care	13.1%	6.7%	34.1%	38.8%	1.0%	4.7%	1.5%
Technologies	13.2%	7.7%	35.8%	35.1%	0.6%	6.4%	1.3%
STEM	14.2%	4.1%	46.0%	27.6%	0.7%	5.9%	1.5%

NOTE: Areas higher than State/CTE overall averages highlighted in **yellow**. Areas of potential critical underrepresentation in **red**.



BA 2699: Other State Education Programs – Career and Technical Education

Career and Technical Education (CTE) Enhancement

- Developing new programs, improving or expanding existing programs of CTE that lead students to high-skill, high-wage and/or in-demand industries and occupations.
- 2,000 additional students served.

Before Enhancement		After Enhancement of \$1M each year of the biennium	
66,690 students served	\$188.09 per CTE student	68,691 students served	\$197.17 per CTE student



K-12 Executive Budget

BA 2699 OTHER STATE EDUCATION PROGRAMS
ADULT EDUCATION



BA 2699: Other State Education Programs – Adult Education

DESCRIPTION

Sub-granted to school districts to support adult standard high school diploma courses of study.

AUTHORITY NRS 388.330-388.370

FUNDING \$36.5M over the biennium.

ENHANCEMENT E-276: \$2 million over the biennium

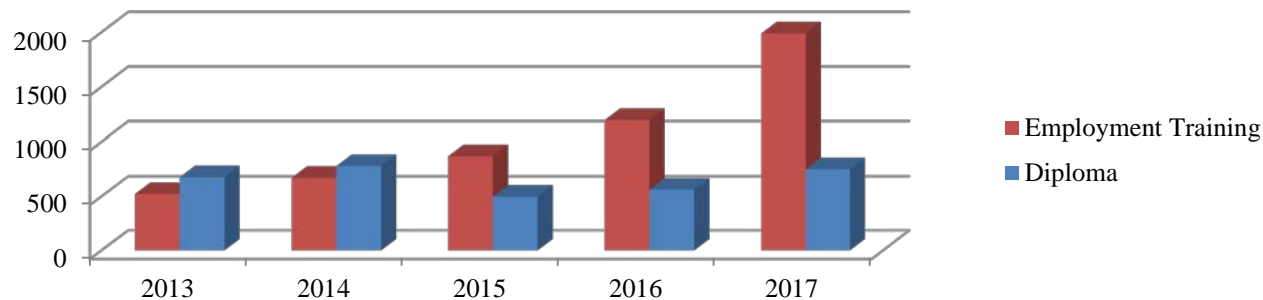


BA 2699: Other State Education Programs – Adult Education

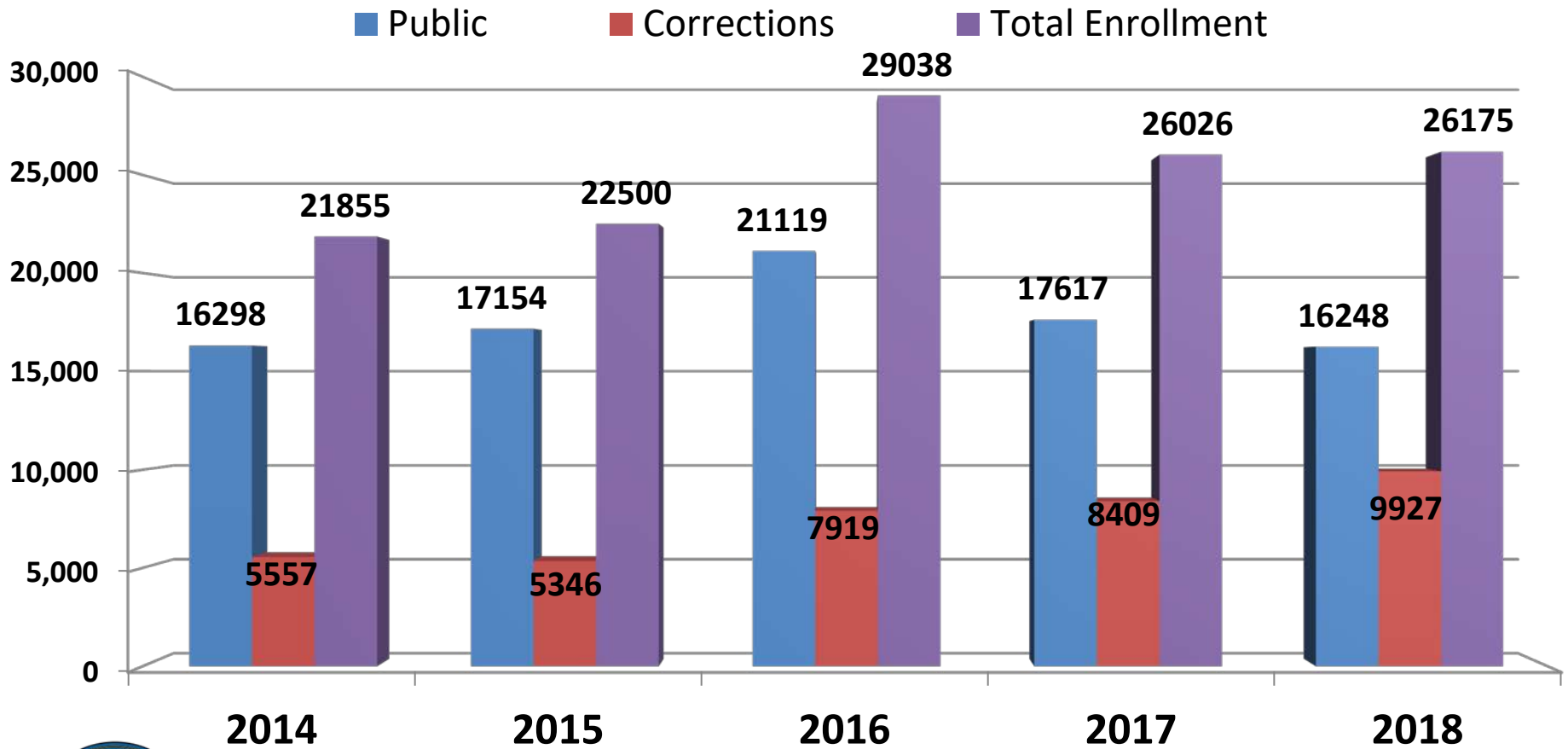
2017-2018 Performance

- 26,175 adult participants served
- 3,732 participants earned an Adult High School Diploma or a High School Equivalency Certificate
- 929 participants completed employment training
- Programs have increased enrollment 26.3% over the last 5 years
- Through Adult Education programs, school districts can increase their 4, 5 and 6 year cohort graduation rates

Corrections Five Year Outcome Trends



BA 2699: Other State Education Programs – Adult Education



BA 2699: Other State Education Programs – Adult Education

Adult High School Diploma (AHSD) Enhancement:

- Additional 1,433 students served in FY20.
- Outcomes for students include
 - Earning a high school diploma,
 - And earning a High School Equivalency (HSE) certificate
- AHSD experienced decreasing outcomes of students earning a high school diploma or equivalency, which is expected to be reversed in FY20 due to increased funding.

Adult High School Diploma (AHSD) Program - Funding per student with a projected increase in funding (i.e., \$1M)

Blank	Statewide Enrollment	Funding Per Student	Legislative Funding Level
FY15 Enrollment 22,500	22,500	\$811.57	\$18,260,398.00
FY16 Enrollment 29,038	29,038	\$628.84	\$18,260,398.00
FY17 Enrollment 26,026	26,026	\$701.62	\$18,260,398.00
FY18 Enrollment 26,175	26,175	\$697.63	\$18,260,398.00
FY20 Projected Enrollment 27,608	27,608	\$697.63	\$19,260,398.00



K-12 Executive Budget

BA 2699 OTHER STATE EDUCATION PROGRAMS
NATIONAL BOARD CERTIFICATION



BA 2699: Other State Education Programs – National Board Certification

DESCRIPTION

Reimbursements for successful completion of National Board Certification.

AUTHORITY NRS 388.330-388.370

FUNDING \$ 98,570 over the biennium.

ENHANCEMENT E-225: \$26,250 over the biennium funds National Board Certification for School Nurses (35 existing, +70 NBC Nurses @\$375/exam)



K-12 Executive Budget

BA 2699 OTHER STATE EDUCATION PROGRAMS
NEVADA INSTITUTE ON TEACHING AND EDUCATOR
PREPARATION (NITEP)



BA 2699: Other State Education Programs – Nevada Institute on Teaching and Educator Preparation (NITEP)

DESCRIPTION

Establish highly selective program for education and training of teachers through an experience in schools that serve high populations of pupils with disabilities or who are at-risk or have other significant needs. Conduct innovative and extensive research concerning teacher prep.

AUTHORITY SB 548 (2017).

FUNDING \$1M State Funds with required match by NSHE Institution

ENHANCEMENT E279: \$2.5M over the biennium funds the Nevada Institute on Teaching and Educator Preparation established by Senate Bill 548 in the FY17 Legislative Session.



BA 2699: Other State Education Programs – Nevada Institute on Teaching and Educator Preparation (NITEP)

2018-2019 Cohort Outcomes

- 5 juniors, 5 freshmen: Average GPA: 3.904 (juniors), 4.46 (freshmen)
- 3 Caucasian students, 4 Hispanic students, 3 chose not to indicate ethnicity
- Freshman Fellows received scholarship stipend of \$2500
- Junior Fellows received scholarship stipend of \$7500

Information about 2019-2020 Fellows:

- Extensive NITEP recruitment and website developed and application is now live for 2019-2020 (open until April 9, 2019).
- As of 1/10/19, promising students who applied to UNLV and were directly contacted about applying for NITEP Fellowship:
 - 120 in-state, 101 Out-of-state (from 22 different states), and 4 International.
- Anticipated number of 2019-2020 Fellows: 25



BA 2699: Other State Education Programs – Nevada Institute on Teaching and Educator Preparation (NITEP)

Planned Activities to Expand NITEP

- Grow cohort annually (25%)
- Add a Fellow Advisor
- Expanded induction programming in first 2-years of post-grad
- Establish Attending Teacher to oversee clinical – select group of master teachers
- Pilot Principal Fellows using similar model for Teacher Fellow
- Support research



K-12 Executive Budget

BA 2717: TEACHERS' SCHOOL SUPPLIES
REIMBURSEMENT



BA 2717: Teachers' School Supplies Reimbursement

DESCRIPTION

An annual allocation from the account is provided to each school district and charter school to reimburse teachers for certain out-of-pocket expenses incurred in connection with purchasing necessary school supplies for pupils they instruct.

AUTHORITY NRS 387.1251 - NRS 387.1257; SB544 (2017); NDE Guidance Memo 15-16

FUNDING Base funding \$2.5 million FY20; \$2.5 million in FY21

ENHANCEMENT E275 \$4M over the biennium to fund additional support to teacher school supplies reimbursement for certain out-of-pocket expenses.



K-12 Executive Budget

BA 2718 TEACH NEVADA SCHOLARSHIP PROGRAM



BA 2718: Teach Nevada Scholarship Program

DESCRIPTION

Teach Nevada Scholarship Program supports universities, colleges and providers of alternative licensure programs scholarships to students entering teaching programs.

AUTHORITY Established SB 511, 2015.

FUNDING \$15.4 million over the biennium

OUTCOMES Over 300 scholarships awarded to teachers since FY16; awards cannot exceed \$3,000 per semester or \$24,000 total to a student. 98 teachers hired in high-vacancy schools, 70+ eligible for hire.



Executive Summary - Students

“Every child in every classroom receives a quality education, regardless of zip code.”

- \$139.8M to assist all at-risk students in the lowest quartile
- \$76.2M establishment of School Safety BA 2698
- \$44.7M establishment of high-quality, statewide Pre-k
- \$63.4M to Read by Grade 3
- \$27.1M to Career and Technical Education in high-skill, high demand fields



Executive Summary - Teachers

“Teachers treated as professionals and respected for their job.”

- 3% cost of living adjustment in FY20
- 2% salary roll-up in FY20 and FY21
- \$9M in Teacher Supply Reimbursement
- \$3M in financial literacy professional development
- \$2.5M to fund the Nevada Institute on Teacher and Educator Preparation
- Maintain Teach Nevada scholarship, Great Teaching and Leading Fund, Teacher Incentives, 1/5th Retirement Credit



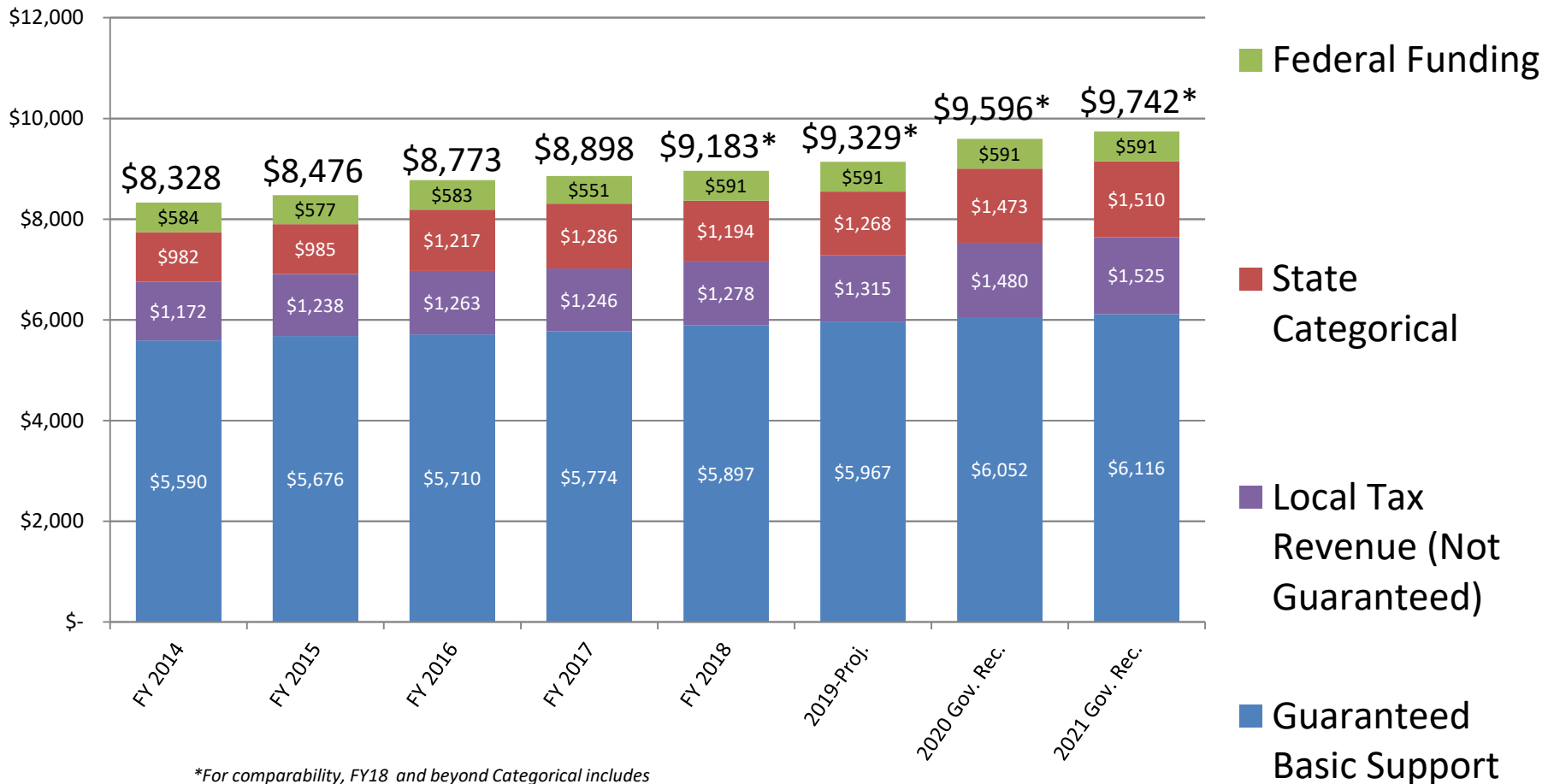
Executive Summary – Legislative Agenda

- School Safety
 - SB 89, School Safety omnibus
 - SB 79, Chronic Absenteeism and Truancy
- Distributive School Account
 - AB 88, ADE Clean-up
- Prekindergarten
 - SB 84, Establishes State Prekindergarten Program
- Principal
 - AB 72, Turnaround Schools
- Teachers Treated as Professionals
 - SB 41 Revises Provisions of Teacher Licensure
- School Improvement
 - AB 67, A+ Schools



BA 2610: Distributive School Account

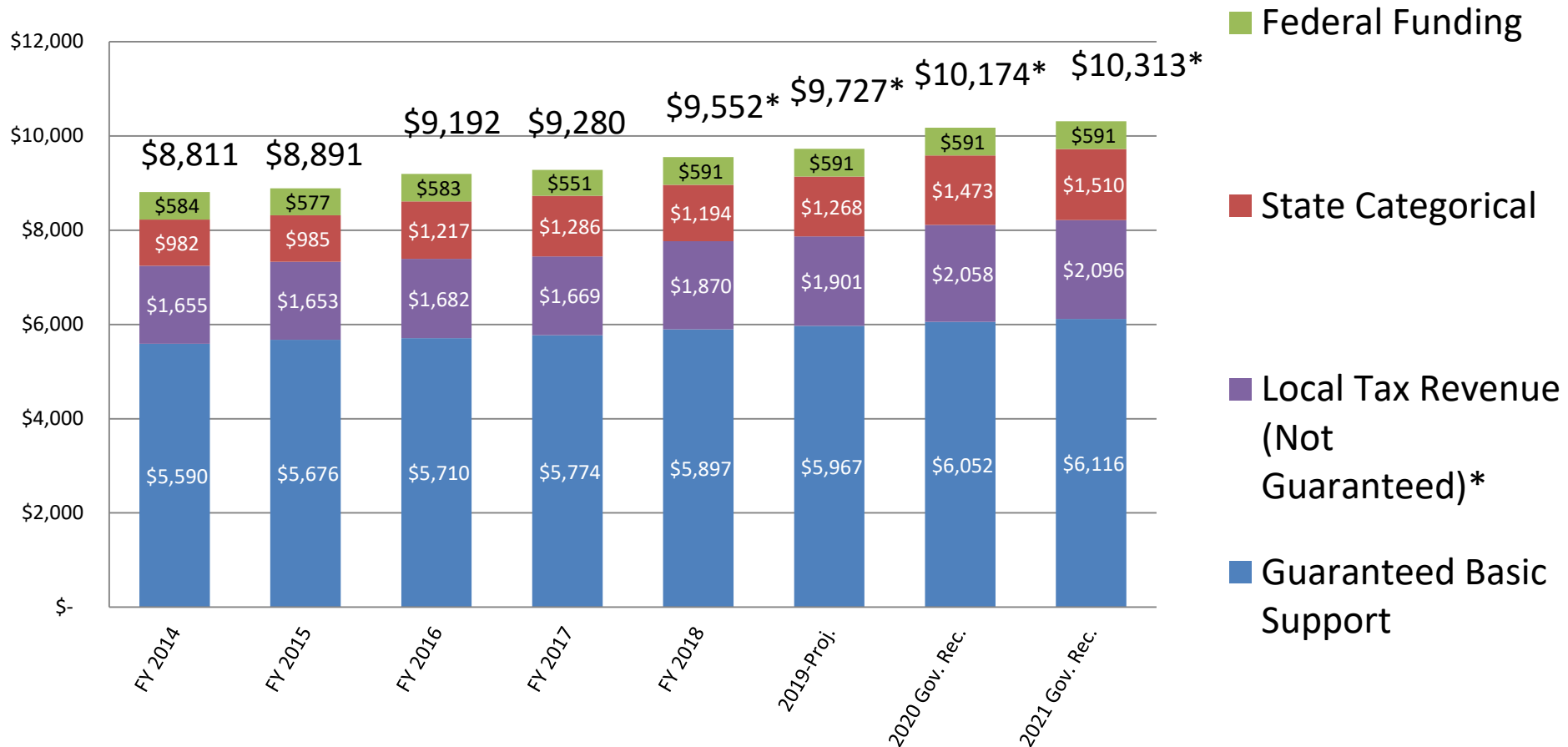
Per Pupil Funding Actual Statewide Average



*For comparability, FY18 and beyond Categorical includes FDK equivalent. All ratios are based on weighted enrollment, again for comparability purposes.

BA 2610: Distributive School Account

Statewide Average per Pupil Funding: Including Ending Fund Balance*

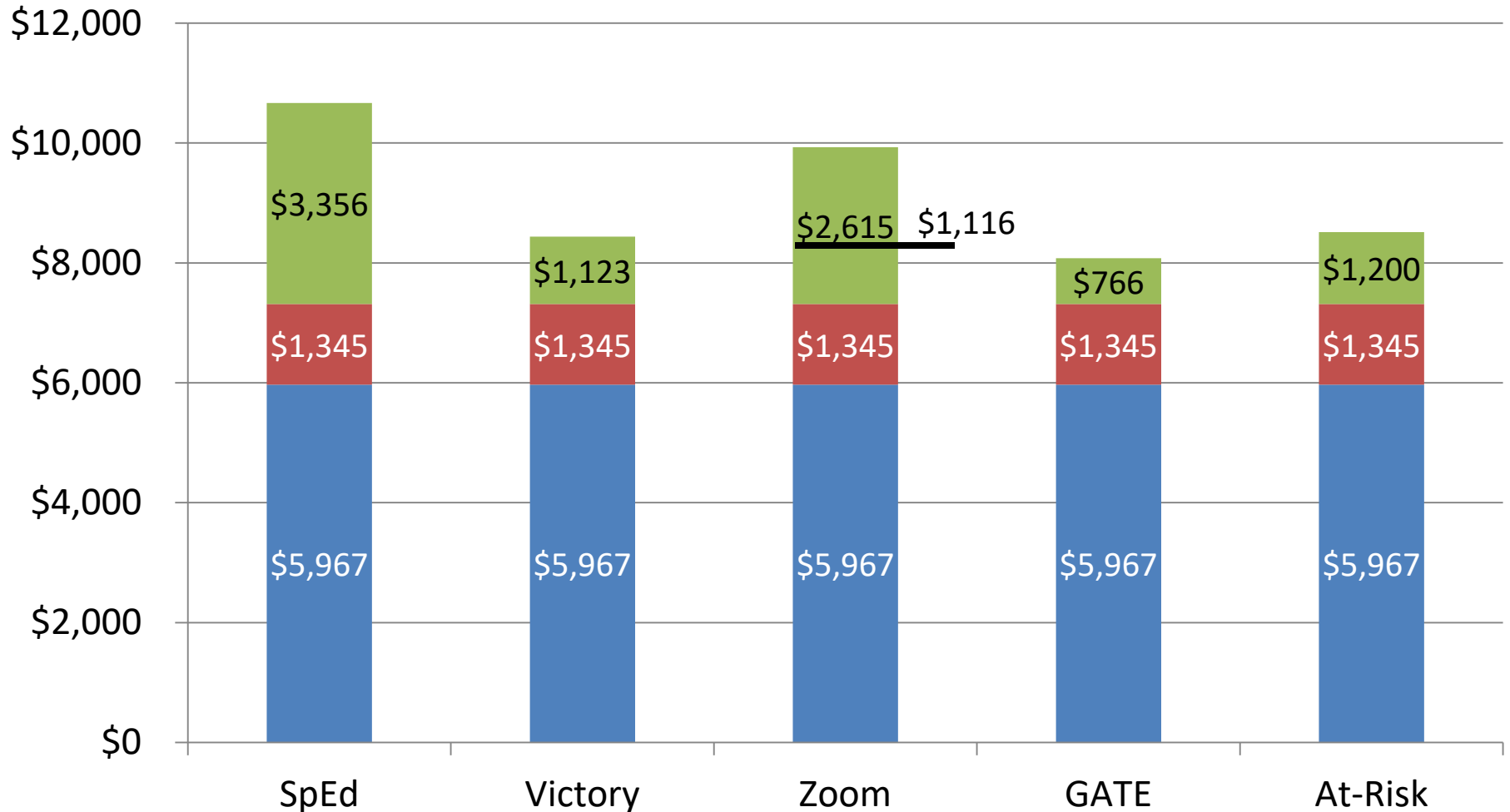


*For comparability, FY18 and beyond Categorical includes FDK equivalent. All ratios are based on weighted enrollment, again for comparability purposes.

State Education Programs

FY 2019 Student Weights

State Local Categorical "Weight"



The Executive Budget: DSA & Related Budgets

QUESTIONS?

