

Nevada School Performance Framework

Regional Professional Development Program

9/28/17

Realigning Expectations for Student Success

Becoming the Fastest Improving State

National Praise:

“The state [Nevada] has benchmarked its 2022 goal and interim targets on the fastest-improving states in the country, which is an ambitious and achievable target.”-- Bellwether Education

Phased Implementation

- **Phase 1 – 2017 Data Transparency**

- State, district, and school data from 2017 posted to new Nevada School Performance (NSPF) website. All information will be made available except for the overall school rating.

- **Phase 2 – Education on NSPF 2.0**

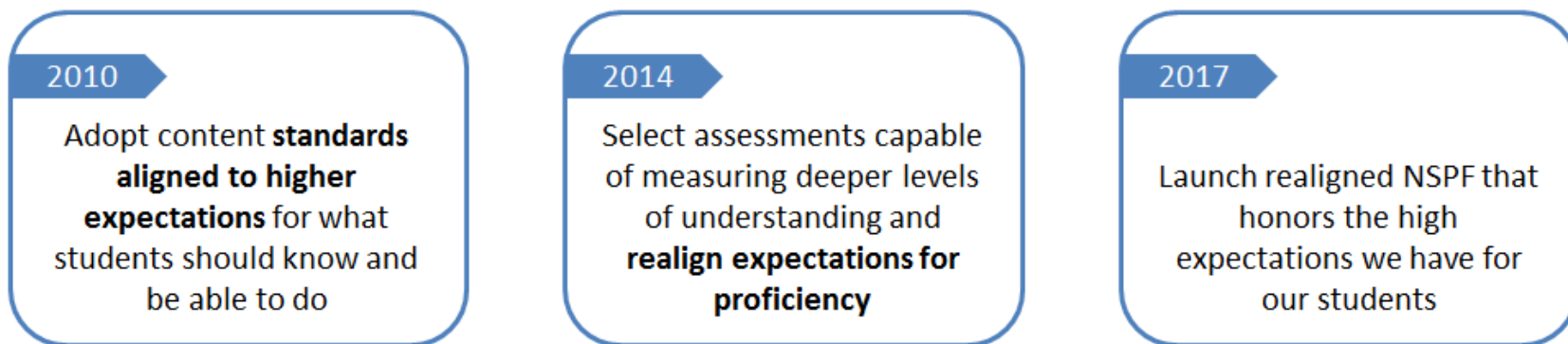
- Partner with districts and community leaders to elevate the understanding on the updated NSPF across the state so that principals, teachers, and parents can put it use for continuous improvement.

- **Phase 3 – Release Informational Star Rating**

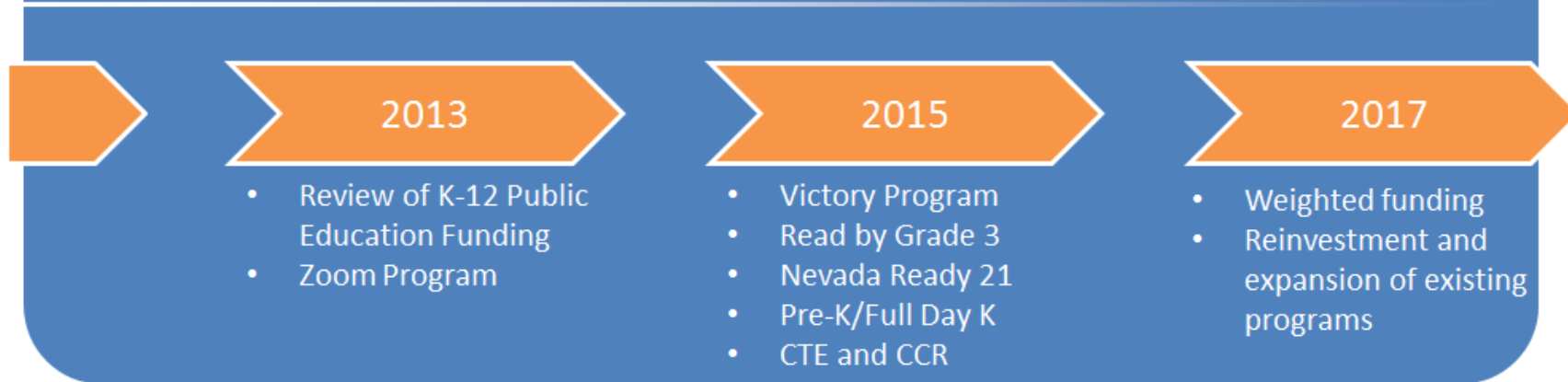
- The NSPF website will be updated to include a 2017 star rating to aid in the understanding of the shift from NSPF 1.0 to NSPF 2.0.

The Path to Realigning Expectations

Realigning Standards and Expectations



Policy and Funding to support PreK-12 Education



Nevada: The Fastest Improving State



STRATEGIES TO IMPROVE STUDENT ACHIEVEMENT

Focus on Lowest Performing Schools

- ✓ Place all one and two star schools on a path to three stars in three years
- ✓ Provide planning and funding support
- ✓ Involve parents and families as partners in improvement strategies with a focus on student achievement results

Great School Leaders

- ✓ Provide high quality professional development to school leaders
- ✓ Drive significant impact on student success with qualified principals who set school culture and high expectations
- ✓ Build the capacity of the education system through networks, collaboration, and knowledge sharing

Data

- ✓ Focus on results and make data-driven decisions
- ✓ Celebrate and share success
- ✓ Be transparent with families and educators
- ✓ Present easy to understand data
- ✓ Utilize/employ a college and career-focused accountability system that puts students on a path to post-secondary success

What is a star rating system?

- A tool for parents, students, educators and communities to receive clear and concise information about how their schools are performing on a scale from ***1-Star (Not Meeting Standards) to 5-Stars (Superior)***
- A state-designed accountability system encouraging continuous improvement and support for low-performing schools.

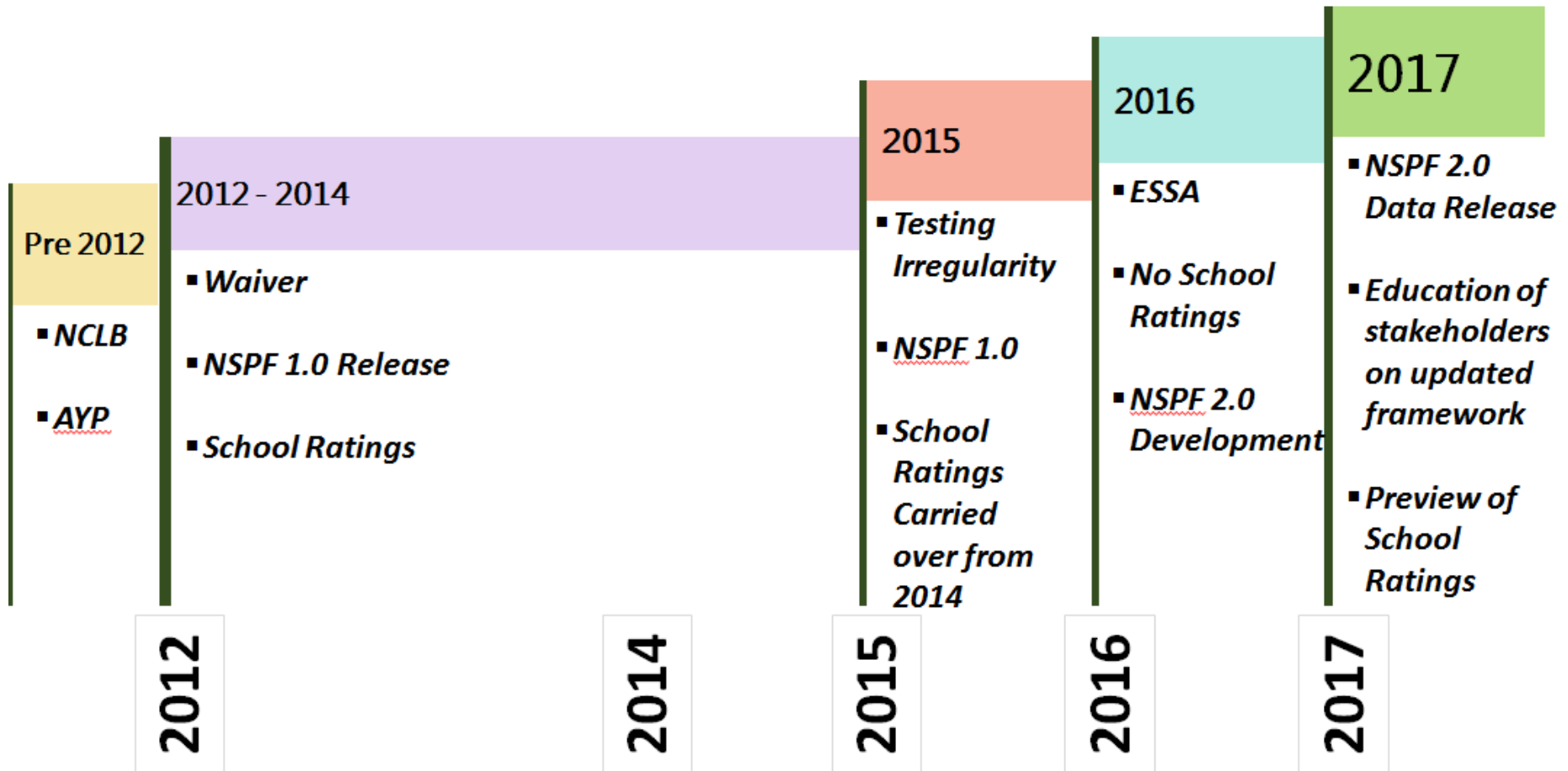
What will a star rating system do?

- Highlights schools that are successfully educating all students and closing opportunity gaps.
- Empowers parents to make data-informed decisions about their child's education.
- Sets a high bar for student achievement aligned to national standards.

Bringing the Nevada School Performance Framework to Life

The Process

NSPF History— Past to Present



Changes required by the Federal Every Student Succeeds Act (ESSA)

- ESSA in service to the Nevada State Improvement Plan
- Advance equity by upholding ***critical protections*** for America's disadvantaged and high-need students.
- Require that ***all students*** in America be taught to ***high academic standards*** that will prepare them to succeed in college and careers.
- Ensure that ***vital information is provided to educators, families, students,*** and communities through annual statewide assessments that measure students' progress toward those high standards.
- ESSA requires the following ***indicators*** in an accountability system:
 - ✓ Academic Achievement
 - ✓ Other Academic
 - ✓ Graduation Rate
 - ✓ English Language Acquisition Process
 - ✓ Student Success
- ESSA Provides States with latitude as to ***how the indicators are measured*** and weighted.

Nevada Stakeholder Engagement Process



Accountability Advisory Committee

- identified priority goals
- discussed new indicators: performance gaps, college and career readiness, and school climate

Technical Advisory Group

- made recommendations for operational decisions

Accountability Workgroup

- analyzed accountability system (NSPF) through lens of ESSA law
- created accountability system recommendations for the ESSA Advisory Group

ESSA Advisory Group 2016

- Finalized recommendations on the architecture of the new NSPF



Accountability Workgroup

- developed achievement level descriptors for NSPF

NDE Steering Committee

- established long terms goals and measures of interim progress

Technical Advisory Group

- provided technical support on recommendations

ESSA Advisory Group

- reviewed and adjusted NSPF standards to align with NDE fastest improving goals and national competitiveness

MEASURING SCHOOL PERFORMANCE ★★★★★



Our values, as a community have been integrated into the evolved NSPF.



2017 Nevada School Performance Framework

1 COMMITMENT TO ALL STUDENTS

Our communities are diverse. A great school ensures that students from all backgrounds are succeeding.

2 NEW!: ENGLISH LANGUAGE PROFICIENCY

Many students in our communities enter school with a limited ability to speak English. We know that learning the English language is a foundation for future success in school and beyond.

3 EMPHASIS ON STUDENT GROWTH

Students come to school with diverse backgrounds and school experiences. Great schools make sure all students are growing quickly, regardless of their starting point.

5 HIGHLIGHT COLLEGE AND CAREER READINESS

Looking ahead, the most jobs will require training after high school. It's critical that our students are prepared for college and careers so they can have access to all available opportunities.

4 NEW! STUDENT ENGAGEMENT

The foundation for any great school is having a strong community where students want to be.

Nevada School Performance Framework

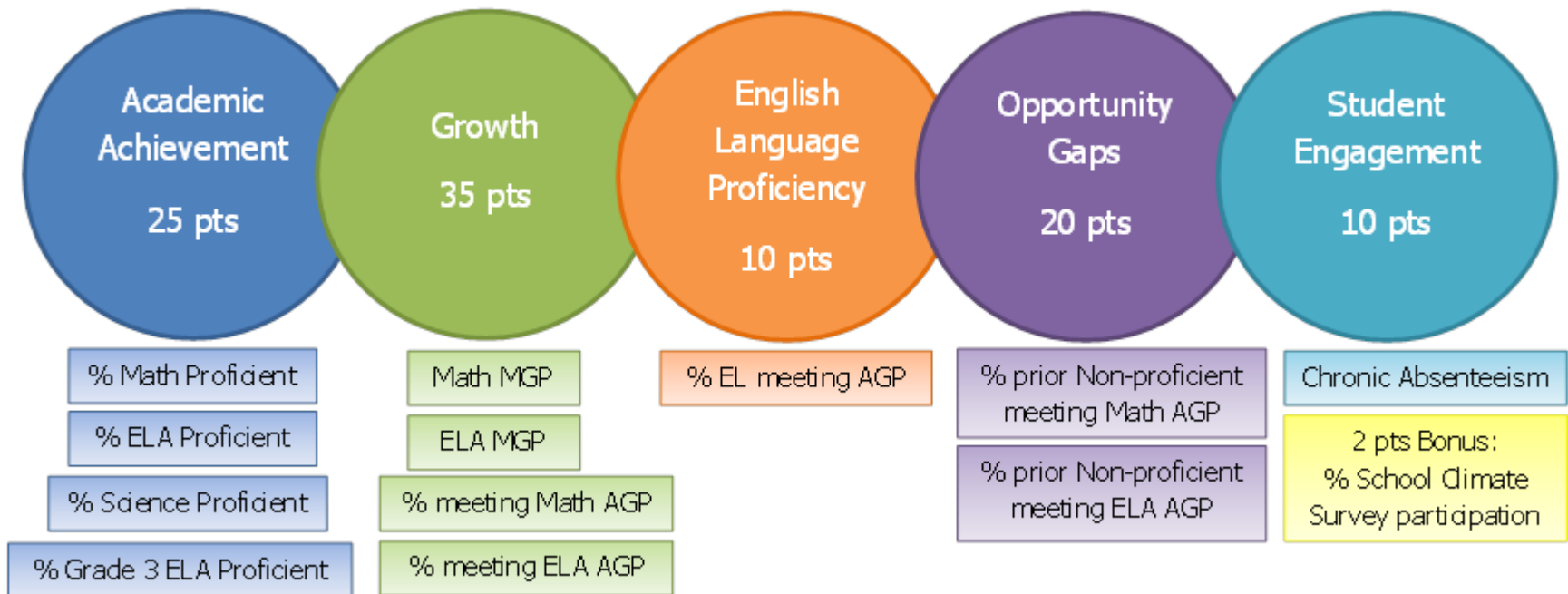
The Components

The Components of the Nevada School Performance Framework (NSPF)

ELEMENTARY

School Performance Indicators

Measures

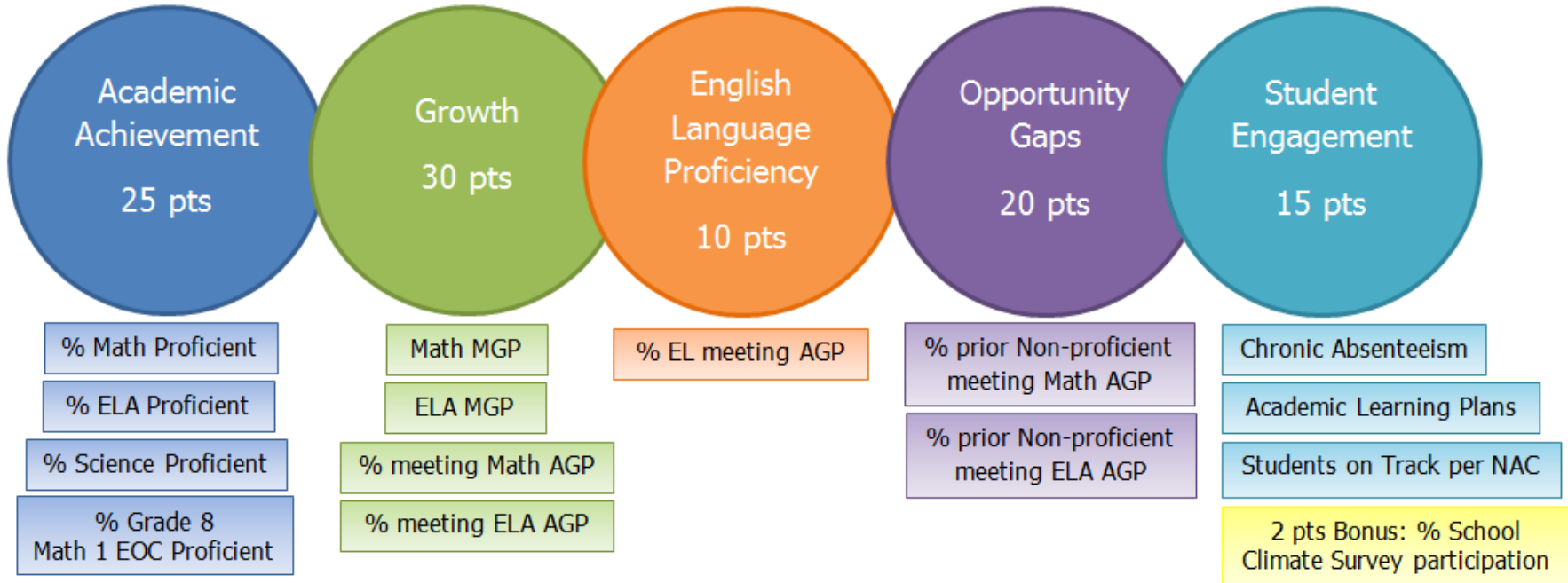


The Components of the Nevada School Performance Framework (NSPF)

MIDDLE

School Performance Indicators

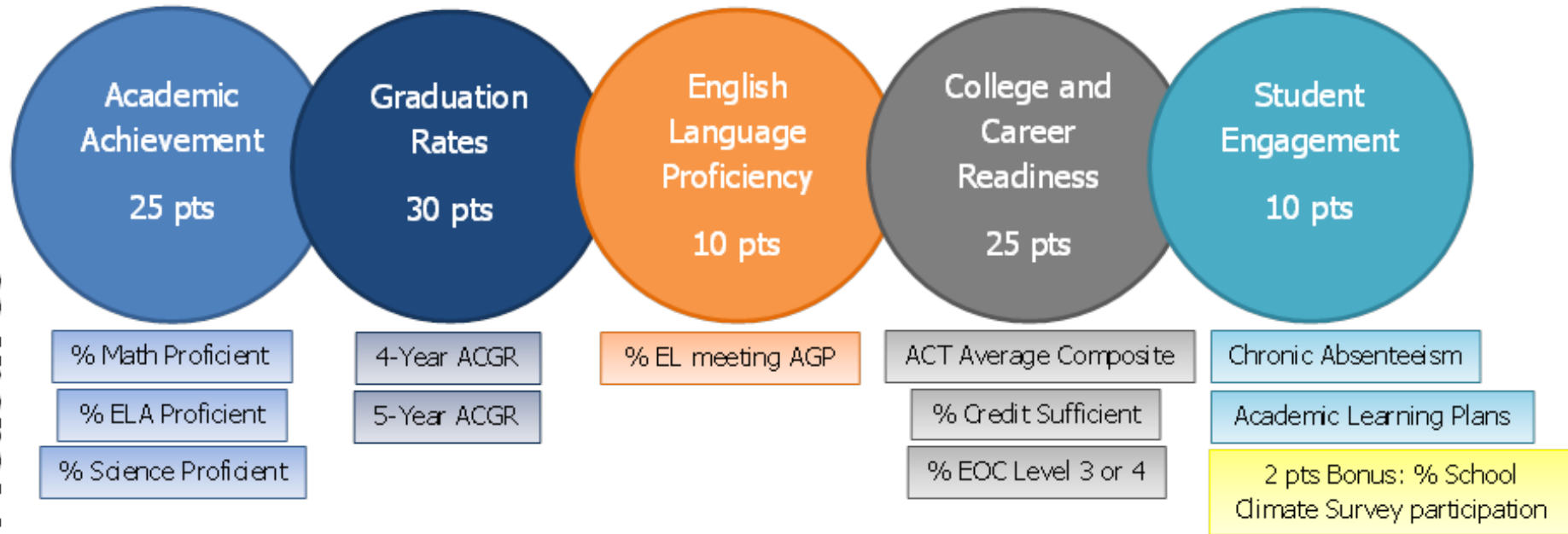
Measures



The Components of the Nevada School Performance Framework (NSPF)

HIGH

School Performance Indicators



Ensuring Every Student Counts

Performance Across Groups Pre-ESSA NSPF



Free & Reduced Lunch



English Language Learners



***Students with Disabilities
(IEP)***

Performance Across Groups ESSA NSPF



Free & Reduced Lunch



English Language Learners



***Students with Disabilities
(IEP)***



***Student Identify by
Race/Ethnicity: Native
American, White, Black,
Hispanic, Asian, Pacific
Islander, Multi-race***



Nevada School Performance Framework (NSPF)

2017 Informational Star Ratings

NSPF Phased Implementation

- **Phase 1 – 2017 Data Transparency**

- State, district, and school data from 2017 posted to new Nevada School Performance (NSPF) website. All information will be made available except for the overall school rating.

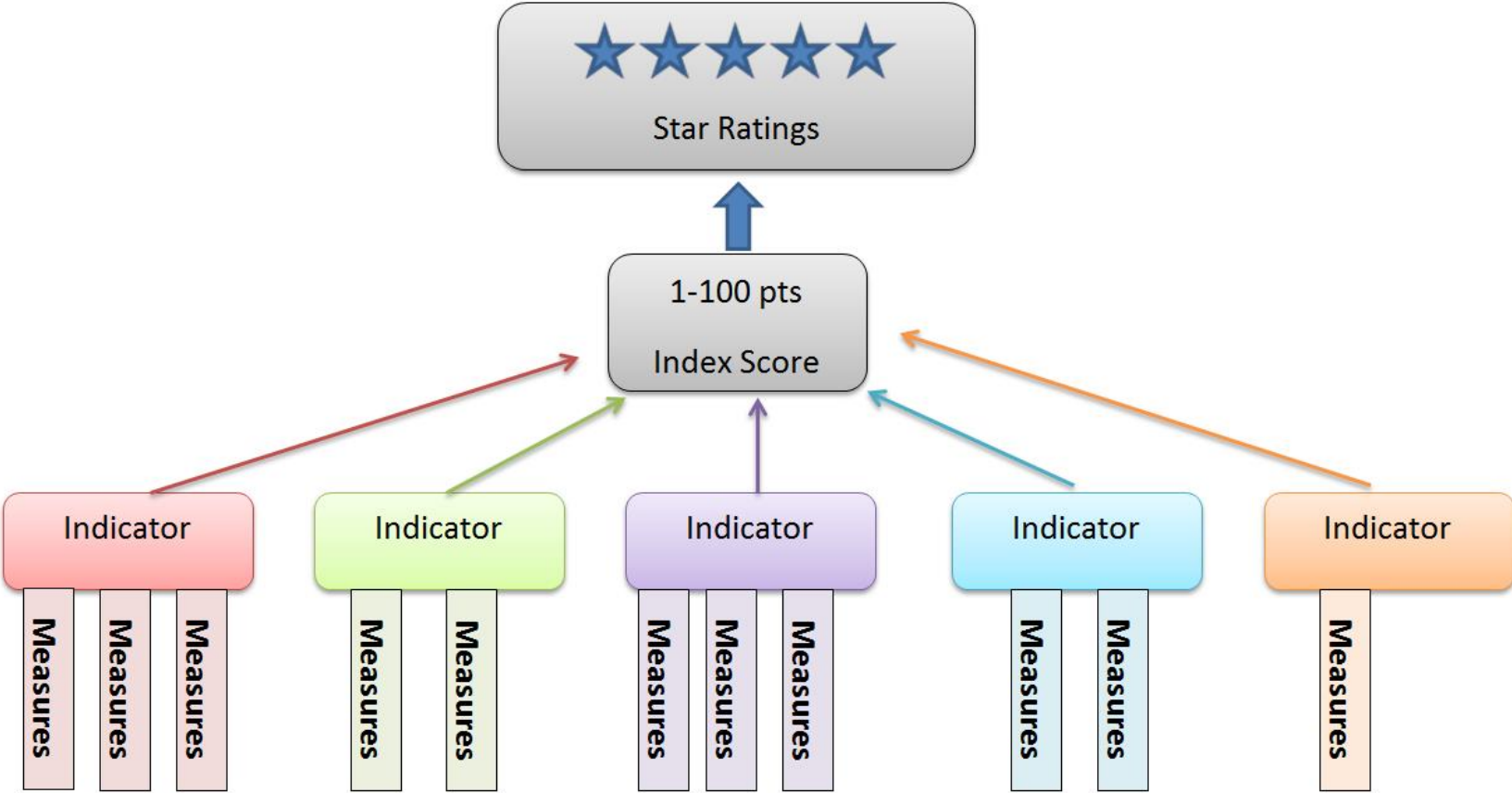
- **Phase 2 – Education on NSPF 2.0**

- Partner with districts and community leaders to elevate the understanding on the updated NSPF across the state so that principals, teachers, and parents can put it use for continuous improvement.

- **Phase 3 – Release Informational Star Rating**

- The NSPF website will be updated to include a 2017 star rating to aid in the understanding of the shift from NSPF 1.0 to NSPF 2.0.

Earning an Informational 2017 Star Rating



Realigning Expectations for Student Success



Balance information shared with schools and districts to provide an index score, identifying specific highlights and areas of improvement and a star-rating, indicating the overall level of performance.



Shift to new, aligned state **assessment system**, including Smarter Balanced, WIDA, EOC, and ACT.



Set **clear expectations** for each performance indicator by aligning our three star school threshold with our Fastest Improving State in the Nation goals.



Establish proportional **point-earning** opportunities based on the national landscape and State goals. Every student counts!

Calculating Stars



Earning Points in the NSPF: Every Student Counts

- Point Attribution Tables
- Unique for each School Level
- Unique for each Measure
- Full points: 2022 NV LTG or 85th percentile
- ½ points: possible at 2017 MIPs or 50th percentile
- Minimum points: 15th percentile

Policy Descriptor for Star Levels

A 3-Star Elementary School identifies an adequate school that has met the state's standard for performance. The all-students group has met expectations for academic achievement or growth. Subgroups meet expectations for academic achievement or growth with little exception; however, no group is far below standard. The school must submit an improvement plan that identifies supports tailored to subgroups and indicators that are below standard. Schools identified for comprehensive support and improvement are not eligible to be classified as a three star school or higher. Schools identified for targeted support and improvement are eligible to be classified as three star schools.



Balance information shared with schools and districts to provide an index score, identifying specific highlights and areas of improvement and a star-rating, indicating the overall level of performance.

3 steps to achieve excellent school performance using the NSPF

What star-ratings do to help your school, your team and your students get there.

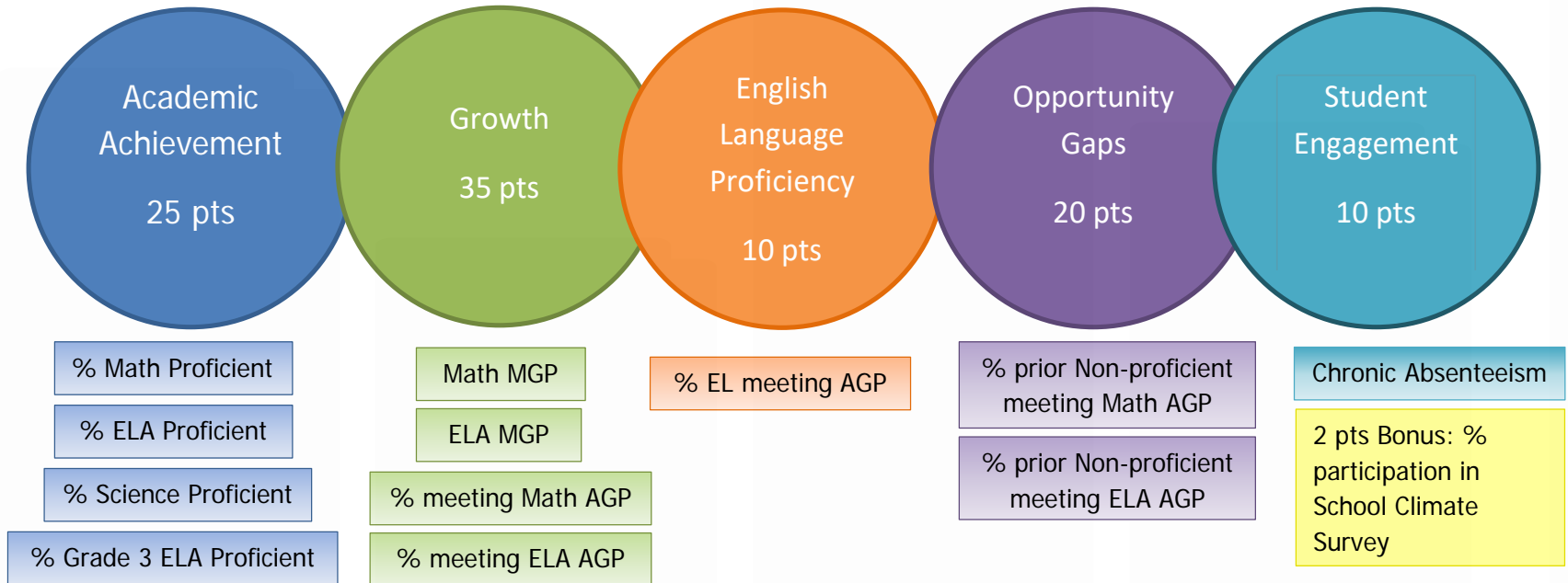
3 steps to achieve excellent school performance using the NSPF

What star-ratings do to help your school, your team and your students get there

1 Understand your index score and its components.

ELEMENTARY School Performance Indicators

Measures



3 steps to achieve excellent school performance using the NSPF-

What star-ratings do to help your school, your team and your students get there

2 Identify where you are, and where you want to be as a school.

Based on my points within the Key performance categories, which areas do I need to prioritize my efforts around?

My school is ranked at 2-stars. My goal is to get to 4-stars.

My index score is 47.

*Based on my index score, my school scored the **highest** in English Language Proficiency, 8/10 points.*

*My school scored the **lowest** in Academic Achievement (particularly proficiency in math) 5/25 points.*

3 steps to achieve excellent school performance using the NSPF

What star-ratings do to help your school, your team and your students get there

3

Set goals to inform your plan for next year.

Based on where I scored the highest and the lowest, how do I prioritize & where do I focus my plan for next year?

My plan for next year will continue the direction of programs and efforts for English Language Learners, since those are working well.

My plan will prioritize efforts around raising proficiency among students, particularly in math.



Nevada School Performance Framework Resources

Accountability Data Portal and NSPF School Report



Nevada Report Card

State Districts & Schools More

Nevada Department of Education Nevada Ready!

Nevada Accountability Portal

At a Glance Data Details

2016-2017 Nevada

Accountability Report Card

2016-2017 Nevada At a Glance

473,647 Total Enrollment	73.55% Graduation Rate
679 Schools	N/A Average ACT Composite
23:1 Student Teacher Ratio	13,134 Bullying Incidents
25,852 Teachers	1,270 Cyber Bullying Incidents
99% Daily Attendance	

Reading (CRT New NV Standards)		Math (CRT New NV Standards)	
95% Elementary	94.6% Middle	95% Elementary	94.6% Middle

School Year 2017-2018 Nevada School Rating for Standard Elementary School

Race/Ethnicity Profile

Hispanic	~75%
White	~15%
Black	~5%
Asian	~2%
Am In/AK Native	~1%
Pacific Islander	~1%
Two or More Races	~1%

Special Education Profile

EL	~15%
IEP	~5%
RL	~1%

Academic Achievement

	% Above Cut	District
Math CRT	25.4	53.3
ELA CRT	32.5	53.3
Science CRT	32.5	53.3
Pooled Average	28.9	56.7
Ready by Grade 3	23	57

Student Growth

	SY 15-16	SY 16-17	SY 17-18
Math CRT MGP	9	35	39
ELA CRT MGP	9	35	39
Math CRT AGP	9	35	39
ELA CRT AGP	9	35	39

English Language

	% of EL Meeting AGP	District
ELPA	6	41.4

Closing Opportunity Gaps

	Non-proficient Meeting AGP	District
Math CRT	2	20
ELA CRT	2	20

Student Engagement

	% Chronically Absent	District
Chronic Absenteeism	0	10
Climate Survey	N/A	No

NSPF Overview Resources



[Approved Nevada ESSA State Plan](#)

[NSPF Guidance Document](#)

NSPF Webinars: Release of Index Score and Informational Star Rating

NV Data Training and School Support Symposiums: November 2017

Elko, Las Vegas, Reno and Carson City

Technical Support from NDE Accountability:

Selcuk Ozdemir: sozdemir@doe.nv.gov

Stay Connected:

@NevadaReady



Questions?

