



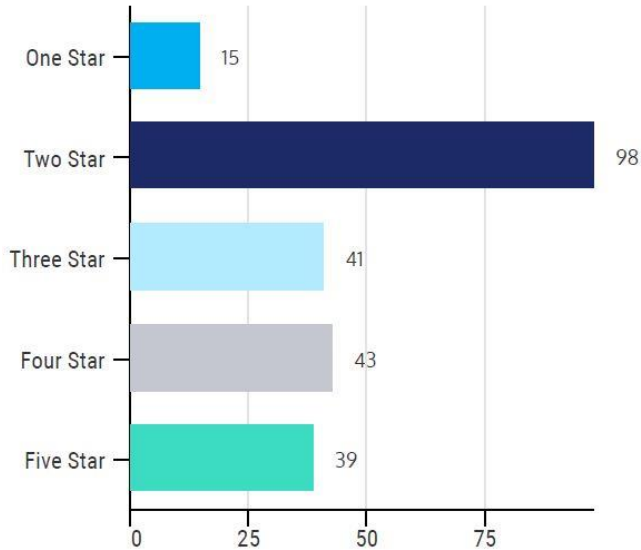
QRIS Report Spring 2020

Quality Rating and Improvement System (QRIS) Star Rating Data

51.5%

Quality Programs

51.5% of all QRIS participating programs have achieved the status of quality (3-5 Star level) in the Nevada Silver State Stars quality rating and improvement system.



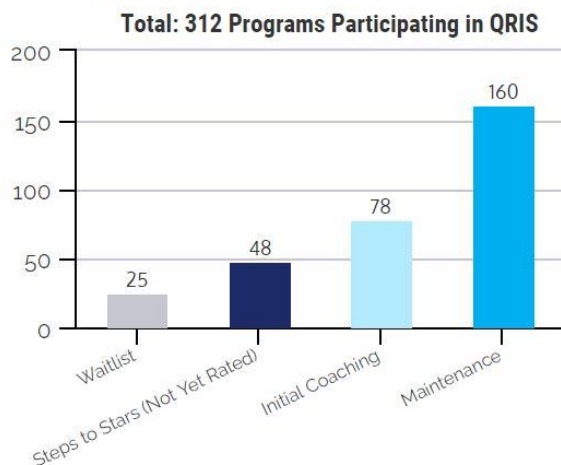
Star Rating Definitions:

- One Star:** Committed to Quality Improvement
- Two Star:** Approaching Quality
- Three Star:** Quality
- Four Star:** High Quality
- Five Star:** Exceedingly High Quality

68 Newly Rated Programs in 2020

Total 236 Participating Programs rated as of June 2020.

Program Participation Status



Participating Programs 2019: 261
 Participating Programs 2020: 312



Nevada Department of Education (NDE)

State Improvement Plan (STIP) Goals:

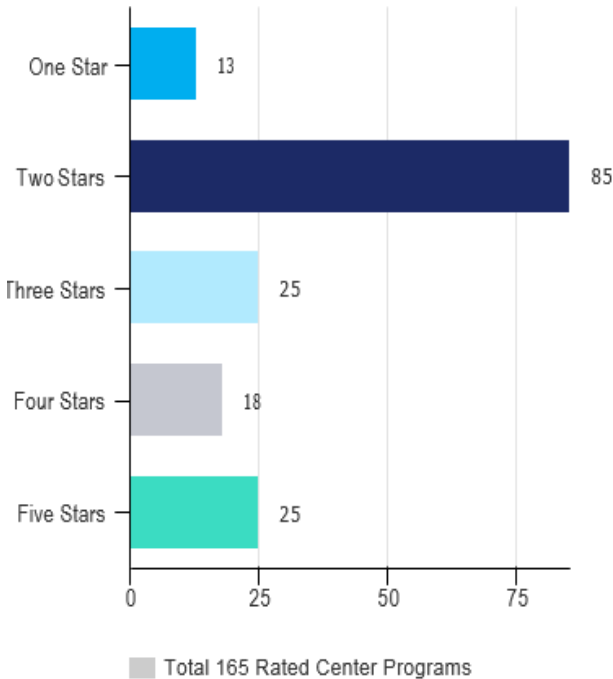
2015-2019 STIP Goal:
30% 4-5 Star Programs
This goal was SURPASSED!

33% of all participating programs in Nevada were 4-5 stars in 2019.



Child Care Centers

Quality Rating and Improvement System (QRIS) Star Ratings



41.0%

Quality Programs

41.0% of center based child care programs are rated 3-5 stars. Programs that participate in the center model include private child care centers, head start & corporate child care centers.

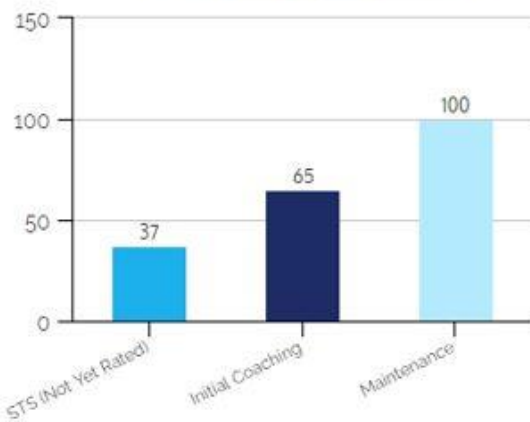


Nevada currently has 25 NAEYC Nationally accredited centers.

Nevada currently has 15 NECPA nationally accredited centers.



202 Total Participating Centers



24 Programs are on the Wait List

Centers on the QRIS wait list are eligible for QRIS benefits.



Steps to Stars (STS)

The center and family childcare models include a Steps to Star rating before initial coaching. Steps to stars programs are given their first star rating after just 6 months of participation.

This first rating is meant to be a "baseline" rating. The majority of steps to stars programs are rated 2 stars. This is the beginning of their QRIS journey! Star ratings increase after initial coaching and in their maintenance cycles.

New Center Cohorts

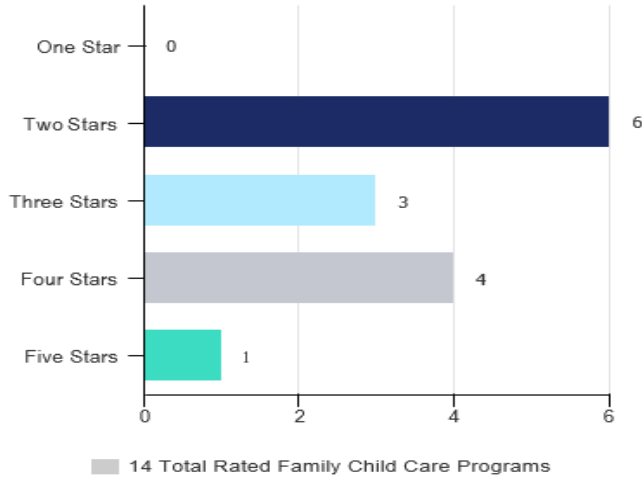
A new cohort of **19** centers in southern Nevada started November 2019.

A new cohort of **18** centers in northern Nevada started January 2020.



Family Child Care

Quality Rating and Improvement System (QRIS) Star Ratings



57.1%

Quality Programs

57.1% of participating Family Child Care (FCC) programs, including group family child care programs are rated 3-5 stars.

Two participating FCC Programs are Nationally

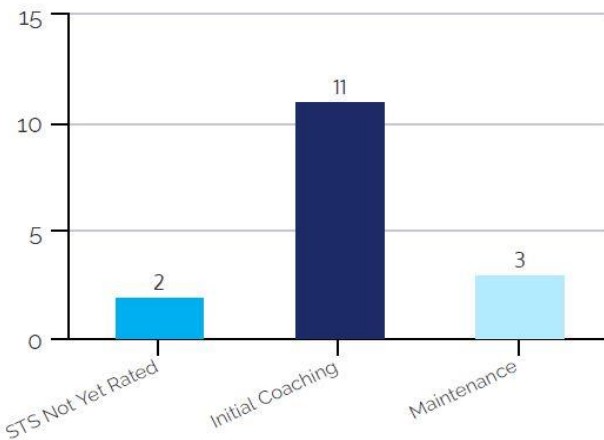


Accredited. Two more FCC programs are in process to become Nationally Accredited.

New FCC Programs

5 new programs started participation in 2019 in southern Nevada!

16 Total Participating FCC Programs



Mandatory Participation

Nevada began rolling out mandatory participation for FCC providers in southern Nevada in 2019. This participation is for programs that serve children on the subsidy program. This will be a slow and provider supportive roll out.

Family Child Care and Family, Friend & Neighbor (F.F.N.) Care

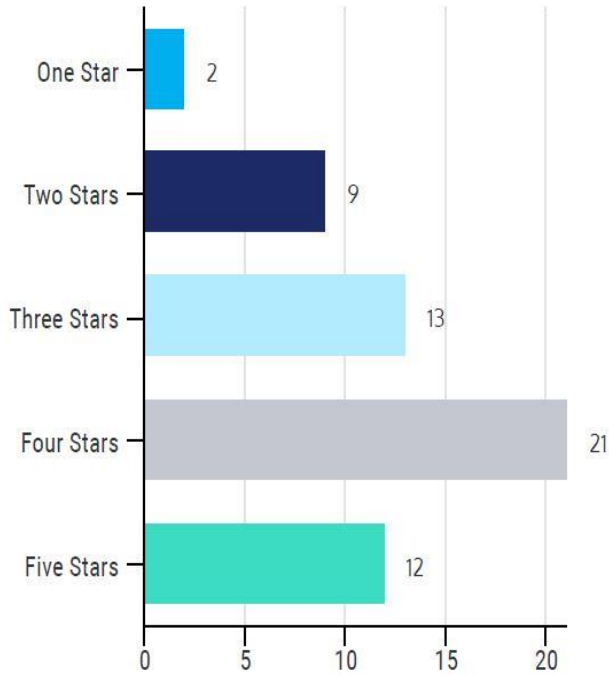
Family Child Care: Facilities within an individual's residential home. They are allowed to care for up to six children within their home with a license and a curriculum.

Group Family Child Care: Group cares are facilities within an individual's residential home. They are allowed to care for up to 12 children within their home and require one additional caregiver and a curriculum

Family, Friend and Neighbor Care (F.F.N): are providers that receive subsidy dollars from the state for the care they provide to children of their family, friends or neighbors. FFN providers are license exempt and are not represented in the charts above.



LEA Pre K Program



Total 57 Rated LEA programs as of June 2020.

80.7%

Quality Programs

80.7% of LEA programs (Pre K programs based in district school buildings) are rated 3-5 stars.

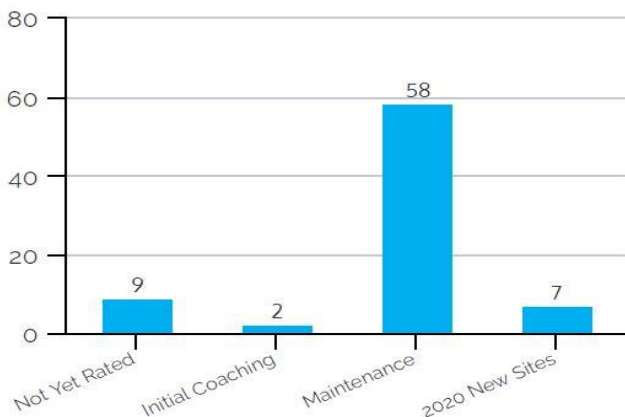


Funding Considerations

After the completion of the Federal PDG grant, LEA Pre K programs became funded by state dollars through SB84. The funding included for these Pre K seats did not include dollars for the quality rating and improvement system (QRIS).

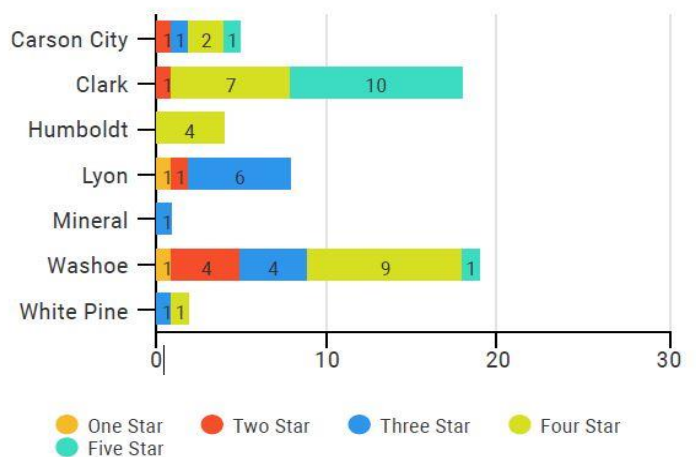
Due to this issue, all QRIS supports & efforts were halted for the 2019-2020 school year. Sustainable funding is needed for quality for LEA/District Pre K Classrooms.

75 Total LEA Participating Programs



New & Initial Coaching Programs are not yet rated

Star Rated LEA Programs by County



Star rating data before the 2019-2020 interruption.

Child Care Subsidy

The Relationship Between Subsidy & QRIS

In October 2018, QRIS became mandatory for centers participating in the subsidy program. Since then, we have been enrolling these programs and quickly as capacity has allowed.

This partnership ensures quality support for the child care programs of children who need us most!

Subsidy Payments Fiscal Year 20

Urban League of Southern Nevada FY 20 Payments to Providers:

July 2019 – April 2020
\$11,335,993.80.

Subsidy Payments Children's Cabinet of Northern Nevada FY20 Payments to Providers:

July 2019 – April 2020
\$11,824,381.50

69

of Top subsidy Providers

with the highest number of subsidy participating families are currently enrolled and participating in QRIS.

**Subsidy Reimbursement Rates increased
significantly in February 2019.**

Coaching & TA

February 2020 Coaching Survey Results

Table 4. The percent of respondents that indicated that they agree or strongly agree with the survey items listed with regard to their current coaching experience. (n = 88)

Item	%Strongly Agree or Agree
I felt respected and valued as a child care professional	95.5%
The QRIS Coach was knowledgeable about child care issues. *	85.1%
The QRIS Coach was knowledgeable about the assessment instrument(s) used in my setting (eg.,ITERS, ECERS, CLASS, FCCERS.)*	88.5%
The QRIS Coach took the time to listen to my concerns.	86.6%
The questions I had were answered.	85.2%
I have gained new methods and strategies I can continue to use from the coaching assistance.	83.0%
I feel that I can help other colleagues in increasing the quality of early learning environments. *	92.0%
Overall, my knowledge of quality early learning environment increased.	81.8%
Overall, the staff’s knowledge of quality early learning environment increased.	84.1%
Overall, the support provided by The Children’s Cabinet program was valuable to me.	83.0%

Data from the Yr11 Q3 Report completed by the NICRP * The number of respondents answering these items = 87

What would you change about the coaching process?

Overall, 58 respondents provided an answer to this question. Twelve respondents indicated that they would not change anything about the coaching process with responses such as, “Nothing our coach is amazing” and “Nothing. I love how it is going.” Among the answers of the other 46 respondents, seven themes were identified which include the following (in order of most to least common):

Support/training

- More consistency in coaching
- More knowledgeable coaches
- Better communication
- Coaching schedule
- More coaches
- Program issues

OELD QRIS Training & Support Offered 2019 - 2020

The QRIS Staff has Facilitated:

- 8** Introduction to QRIS Training Sessions
- 12** Staff Orientation to QRIS Training Sessions

QRIS Staff has supported, scheduled &/or co facilitated:

- 35** TNTF Leadership Sessions
- 18** BRIGANCE Screen Training Sessions

***These numbers do not include informal 1-1 training with directors, staff or coaches.*



Assessment

The Environment Rating Scales (ERS)

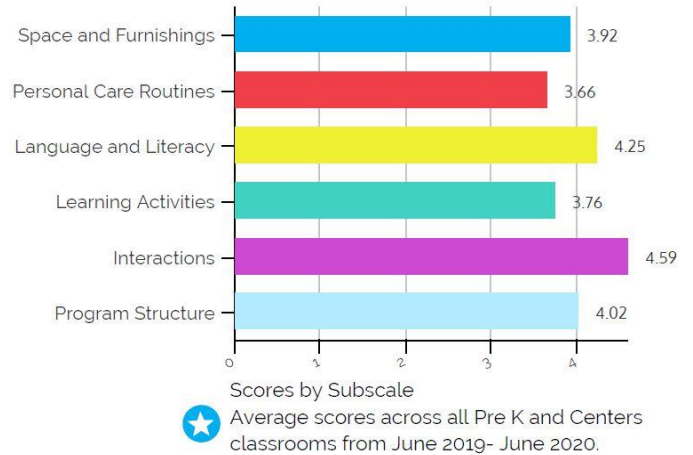
Early Childhood Environment Rating Scale 3rd Ed. (ECERS 3)

The ECERS 3 tool was fully implemented in 2019.

Previously, programs were assessed on the R versions of the tool.

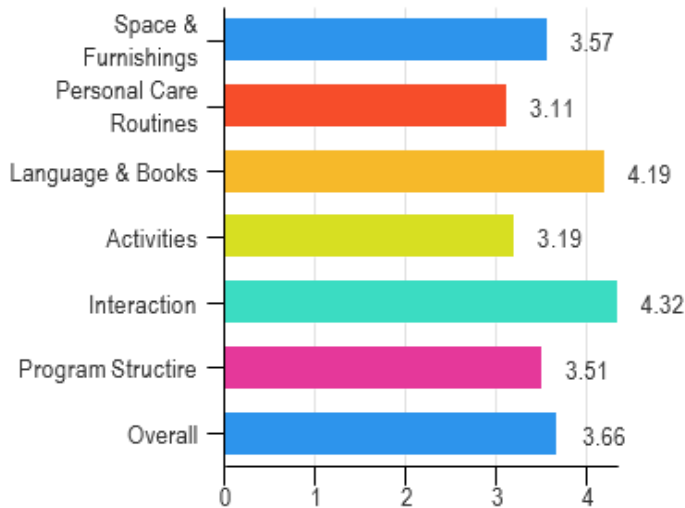
Gains are expected to be seen in the coming years, as programs increase quality and adjust to the updated tool.

ECERS 3 Data June 2019- June 2020



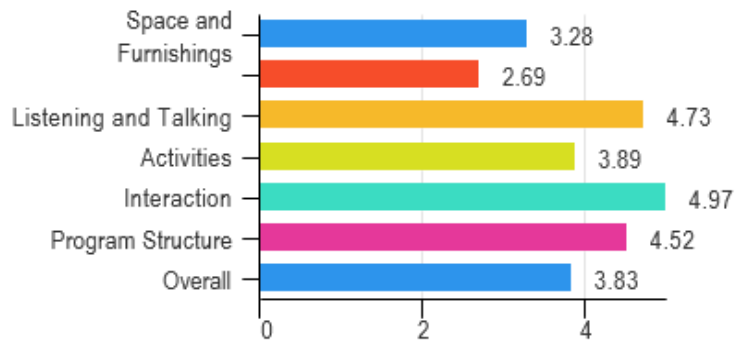
Infant Toddler Environment Rating Scale 3rd ed. (ITERS-3)

ITERS 3 Data June 2019- June 2020



Family Child Care Environment Rating Scale (FCCERS R)

FCCERS R June 2018- June 2019



Scores by Subscale 2018-2019

Family Child Care programs transitioned to FCCERS 3 in 2019. We do not yet have data on the FCCERS 3 scores.



COVID 19

QRIS Coaches Contact with Programs during the early months of COVID 19

Count of Activity for the months of March-May:

Row Labels	3	4	5	2020 Total
Assessment	3	0	0	3
Case Note	34	26	11	71
E-Coaching	44	15	5	64
Email	1541	1733	666	3940
Other	24	21	11	56
Phone Call/Video Call	163	186	148	497
Resources Provided	128	303	92	523
Site visit	131	4	6	141
Support Group	2	0	0	2
Training	22	7	2	31
Training Preparation	36	46	7	89
Grand Total	2128	2341	948	5417

QRIS team & Assessment Team Partner up for a virtual call for QRIS programs.

On May 20, 2020 more than 45 QRIS programs joined the QRIS team and state anchor assessor on a support call titled, "Quality Adjustments to Early Childhood Environments during COVID 19.

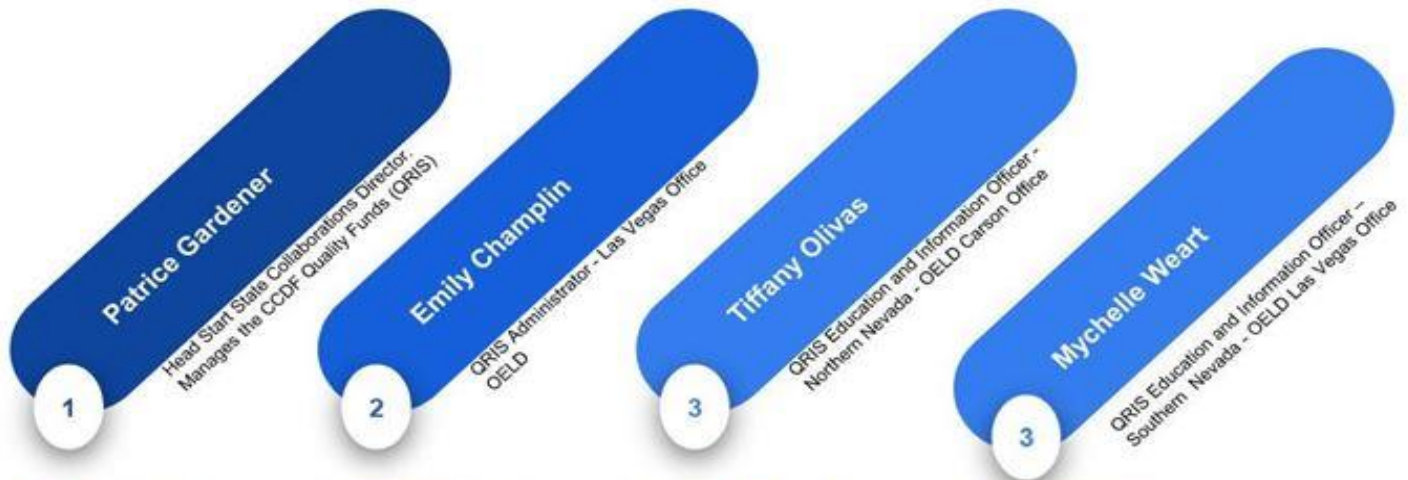
The call was recorded and shared with more than 200 more partners & posted to the QRIS website.



Supportive Roles

Assessments were paused in March 2020 and all partners shifted to a supportive role.

QRIS Team & Partners



The Children's Cabinet

QRIS Program Team in
Northern Nevada

Marty Elquist
Brianna Cambra
Rachel McKinney
Sarah Rice
Janna Rightmire
Tracie Landsford
Darcy Arias
Jamie Mendez
Michelle Gehlert
Amber Ogle

QRIS Program Team in
Southern Nevada

Danielle Holmes
Shunica Stiles
Anthony Kharrat
Teresa Gibson-Bourne
Sara AbouelKomsan
Marissa Meehan-Goff
JoAnn Trujillo
Iris Malave
Latonyal Godfrey
Dione Gantt

Visit us at our home on the
web: nvsilverstatestars.org

The Environment Rating Scales Assessment Team

Jennifer Kalas, State Anchor Assessor
Teresa Byington
Karina Levesque
Karen Mack
Liz Blamire
Marissa Lacroix
Nicholle Goldstein
Jennifer Gray

Evaluation Team

Nevada Institute for Children's
Research & Policy (NICRP)

Amanda Haboush-Deloye
Dawn Davidson