



National Education Rankings: What Nevada Can Learn

July 7, 2022

Kenneth J. Retzl, PhD
Kenny Guinn Center for Policy Priorities

kretzl@guinncenter.org



Context of Our Report

- Requested by members of the Commission on School Funding
 - What can the national ratings tell us about Nevada's recent efforts to improve student achievement?
- Not a comment or a reaction to State Board of Education inclusion of Quality Counts Rankings into Strategic Improvement Plan (STIP).



Three Phases of Our Research

- Phase I
 - What makes up 3 national education rankings (K-12 Education-Specific only)
 - Education Week's *Quality Counts* Rankings
 - Annie E Casey Foundation's *Kids Count* Rankings
 - Fordham Institute's *America's Best and Worst Metro Areas for School Quality*
- Phase II
 - How has Nevada performed in recent history
- Phase III
 - What policy options are available based on the findings in Phase I & II

Today we will review the pertinent findings from Phase I & II

Please read the full report for additional information.

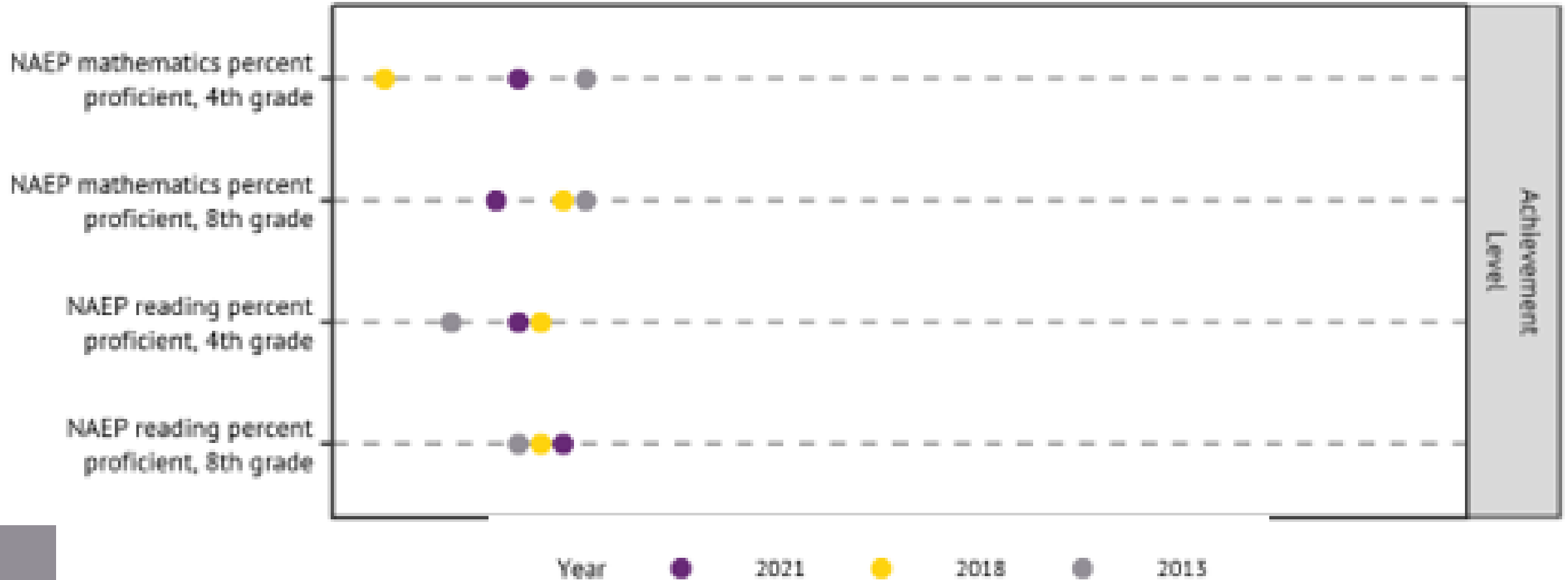


Nevada's Result in the Most Recent Rankings (K-12 Achievement Only)

- *2021 Quality Counts* – 18th
- *2021 Kids Count* – 45th



Nevada's Results on the Quality Counts 2021, 2018, and 2013 Rankings



Note: Dots Further Right Represent Better National Rankings



Nevada's Results on the Quality Counts 2021, 2018, and 2013 Rankings



Note: Dots Further Right Represent Better National Rankings



Nevada's Results on the Quality Counts 2021, 2018, and 2013 Rankings




Note: Dots Further Right Represent Better National Rankings



Finding: The data are dated – any new programs intended to improve Nevada’s national education ranking will not be reflected immediately.

Quality Counts 2021 Rankings are based on 2019 and 2020 data



© Y. Beletsky (LCO), ESO, Pale Red Dot

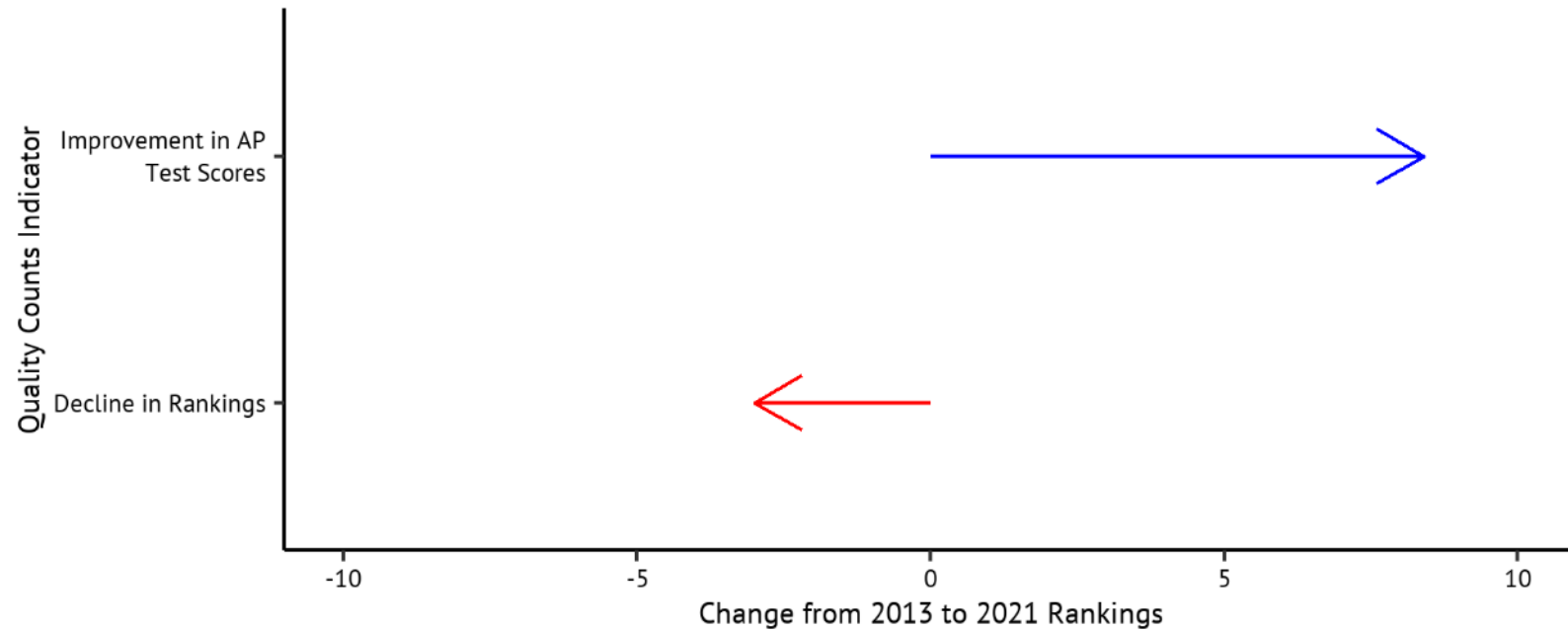
Source: NASA (<https://apod.nasa.gov/apod/ap160825.html>)



Finding: The rankings are relative

Improving Outcomes does not Guarantee Improvement in Rankings

Indicator: High AP Test Scores



Source: Education Week Quality Counts Reports



Findings from the Study

- Each ranking is unique and should not be compared to one another
- The data points included (or excluded) in each ranking greatly impact the results
- The rankings are based upon a sample of students or hard to interpret data
- The data are dated
- The rankings are relative



Questions?