

# 2017-2018 NEVADA EDUCATOR PERFORMANCE FRAMEWORK (NEPF) IMPLEMENTATION SURVEY - Teachers

Teachers and Leaders Council

August 29, 2018

Agenda Item 5

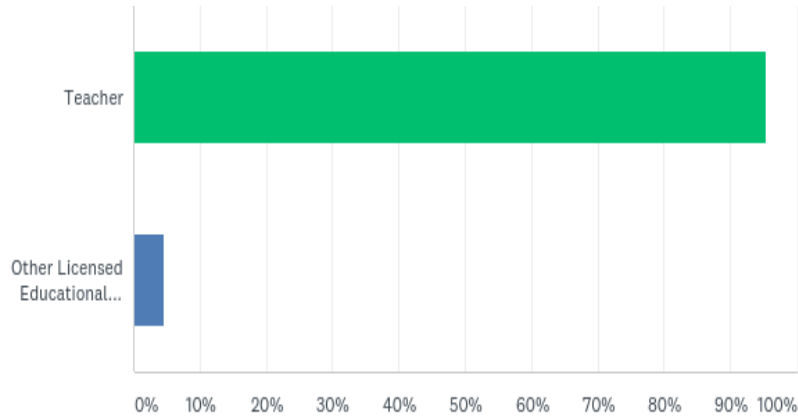
# 4523

Total Responses

Complete Responses: 3279

# Q1: What is your primary position?

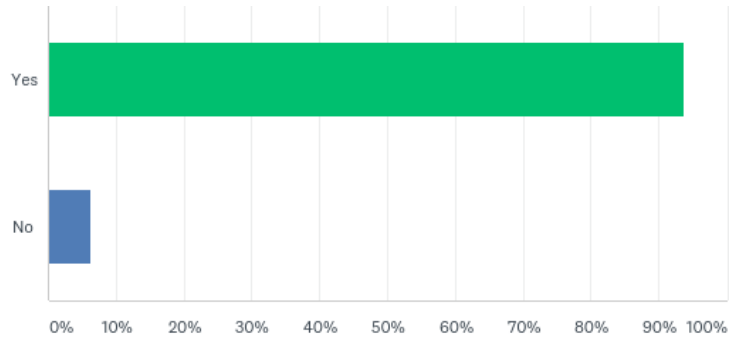
Answered: 4,523 Skipped: 0



ANSWER CHOICES	RESPONSES	
Teacher	95.31%	4,311
Other Licensed Educational Personal (OLEP)	4.69%	212
<b>TOTAL</b>		<b>4,523</b>

## Q2: Were you evaluated with the NEPF or a State Board of Education approved alternate evaluation system during the 2017-2018 school year?

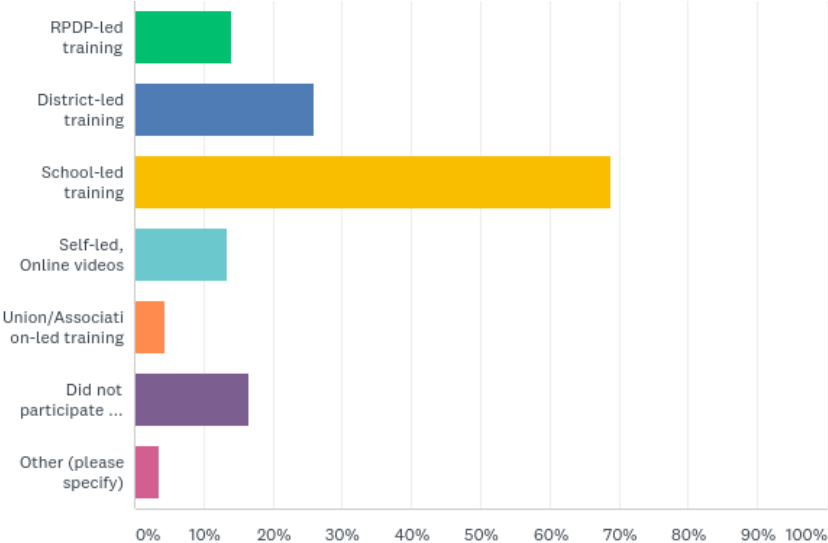
Answered: 4,223 Skipped: 300



ANSWER CHOICES	RESPONSES
Yes	93.68% 3,956
No	6.32% 267
TOTAL	4,223

### Q3: Which type of training(s) did you attend regarding the implementation of the NEPF?(Check all that apply)

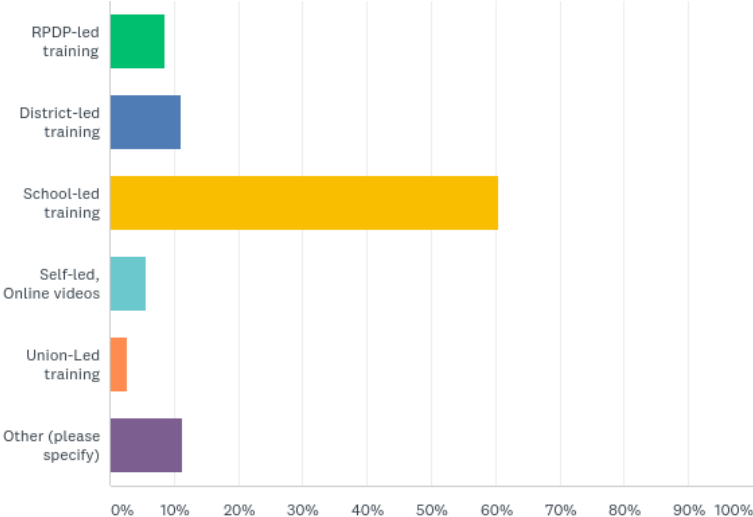
Answered: 3,842 Skipped: 681



ANSWER CHOICES	RESPONSES	
RPDP-led training	14.00%	538
District-led training	25.87%	994
School-led training	68.92%	2,648
Self-led, Online videos	13.46%	517
Union/Association-led training	4.29%	165
Did not participate in any training	16.42%	631
Other (please specify)	3.59%	138
<b>Total Respondents: 3,842</b>		

# Q4: Of the training(s) you've attended, which one had the most impact on your practice?

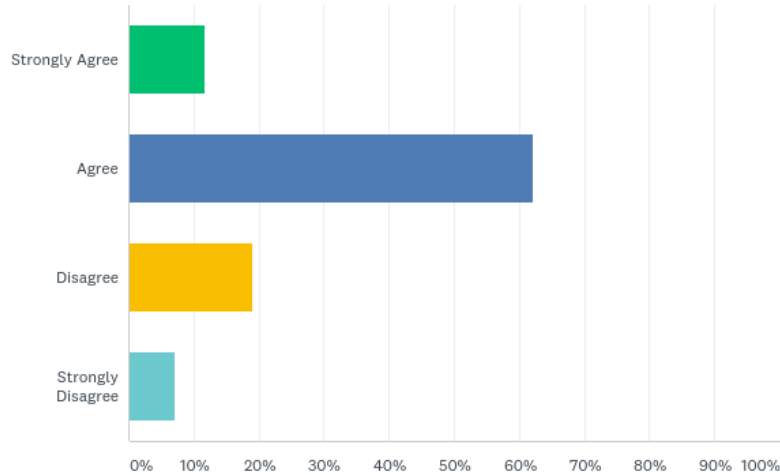
Answered: 3,122 Skipped: 1,401



ANSWER CHOICES	RESPONSES	
RPDP-led training	8.62%	269
District-led training	11.18%	349
School-led training	60.47%	1,888
Self-led, Online videos	5.64%	176
Union-Led training	2.75%	86
Other (please specify)	11.34%	354
<b>TOTAL</b>		<b>3,122</b>

## Q5: The NEPF training that you received prepared you for implementation of the Standards and Protocols.

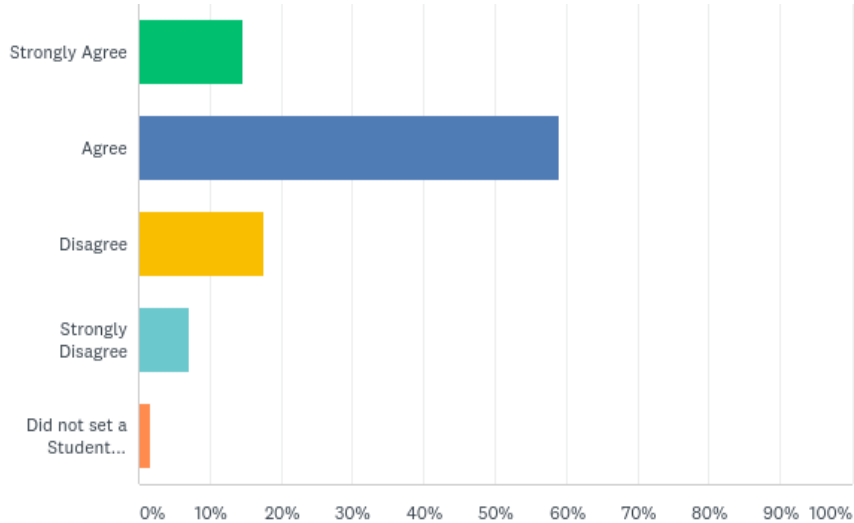
Answered: 3,122 Skipped: 1,401



ANSWER CHOICES	RESPONSES	
Strongly Agree	11.72%	366
Agree	62.14%	1,940
Disagree	18.99%	593
Strongly Disagree	7.14%	223
<b>TOTAL</b>		<b>3,122</b>

## Q6: You are confident in knowing how to set your Student Learning Goal (SLG).

Answered: 3,734 Skipped: 789

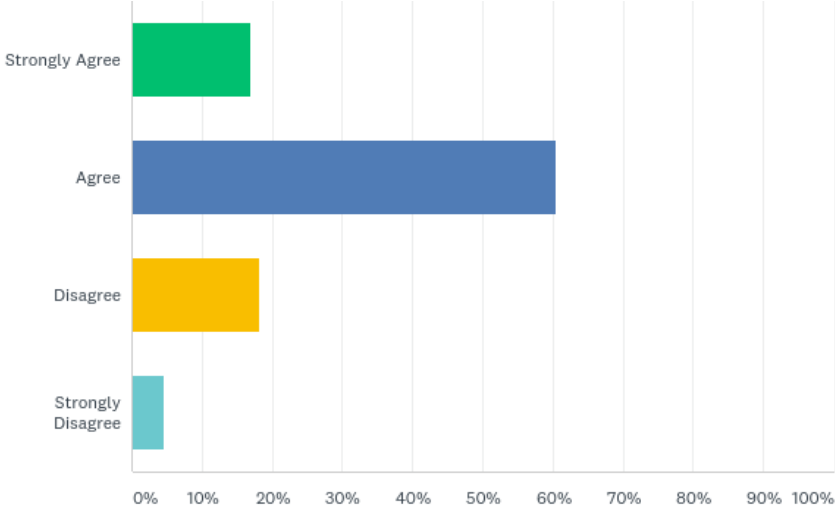


ANSWER CHOICES	RESPONSES
Strongly Agree	14.73% 550
Agree	58.89% 2,199
Disagree	17.65% 659
Strongly Disagree	7.02% 262
Did not set a Student Learning Goal	1.71% 64
<b>TOTAL</b>	<b>3,734</b>



# Q7: You are confident in knowing how to measure progress towards your SLG.

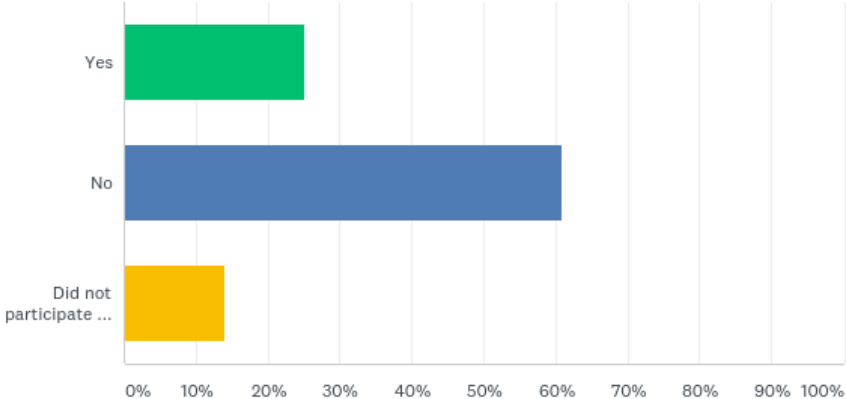
Answered: 3,440 Skipped: 1,083



ANSWER CHOICES	RESPONSES
Strongly Agree	16.98% 584
Agree	60.41% 2,078
Disagree	18.11% 623
Strongly Disagree	4.51% 155
TOTAL	3,440

# Q9: Did you have to modify your SLG based on your Mid-Cycle Goal Review?

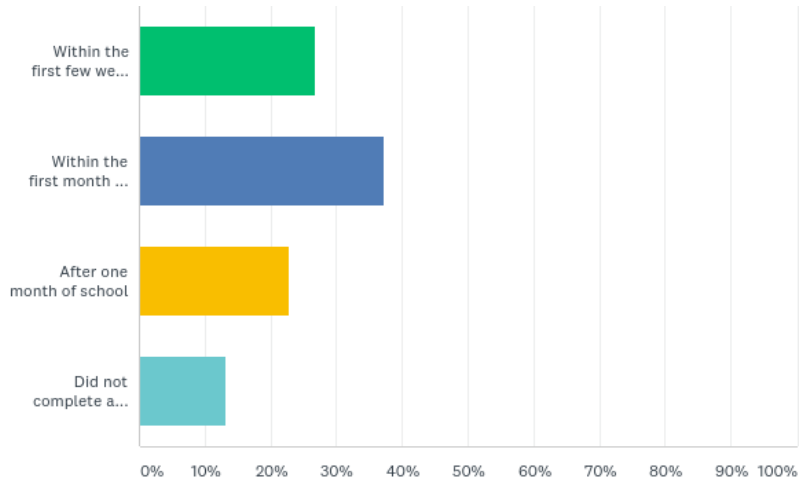
Answered: 3,440 Skipped: 1,083



ANSWER CHOICES	RESPONSES
Yes	25.20% 867
No	60.78% 2,091
Did not participate in a Mid-Cycle Goal Review	14.01% 482
<b>TOTAL</b>	<b>3,440</b>

# Q10: When did you complete the NEPF Self-Assessment?

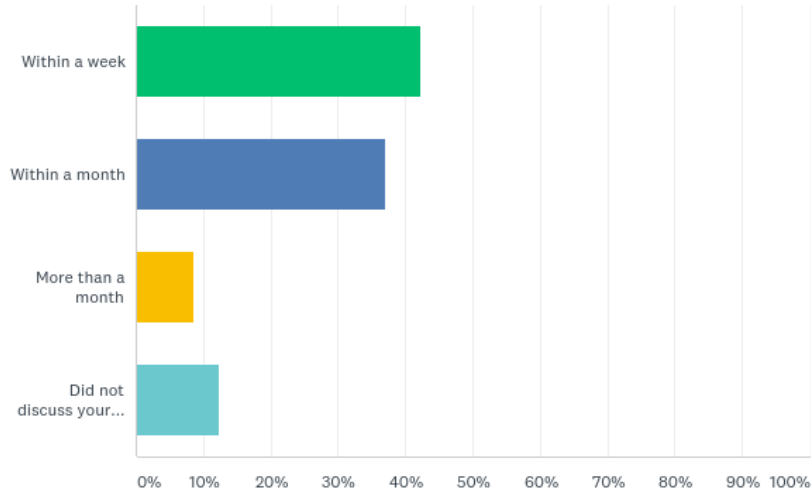
Answered: 3,486 Skipped: 1,037



ANSWER CHOICES	PERCENTAGE	RESPONSES
Within the first few weeks of school	26.71%	931
Within the first month of school	37.32%	1,301
After one month of school	22.86%	797
Did not complete a Self-Assessment	13.11%	457
<b>TOTAL</b>		<b>3,486</b>

# Q11: How long after your Self-Assessment did your immediate supervisor discuss it with you?

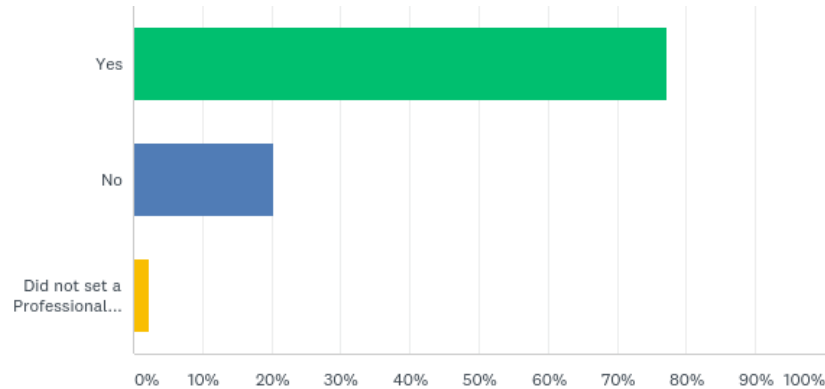
Answered: 3,019 Skipped: 1,504



ANSWER CHOICES	PERCENTAGE	RESPONSES
Within a week	42.23%	1,275
Within a month	36.93%	1,115
More than a month	8.55%	258
Did not discuss your Self-Assessment with an immediate supervisor	12.29%	371
<b>TOTAL</b>		<b>3,019</b>

## Q12: Did you use feedback from your immediate supervisor regarding your Self-Assessment to set your Professional Practice Goal using the Goal Setting and Planning Tool?

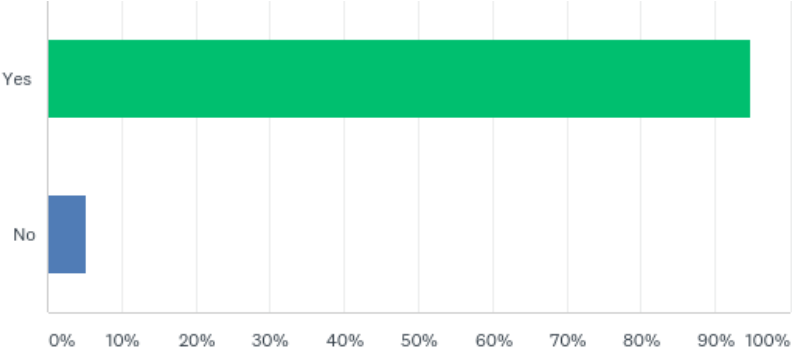
Answered: 2,634 Skipped: 1,889



ANSWER CHOICES	RESPONSES
Yes	77.30% 2,036
No	20.39% 537
Did not set a Professional Practice Goal	2.32% 61
TOTAL	2,634

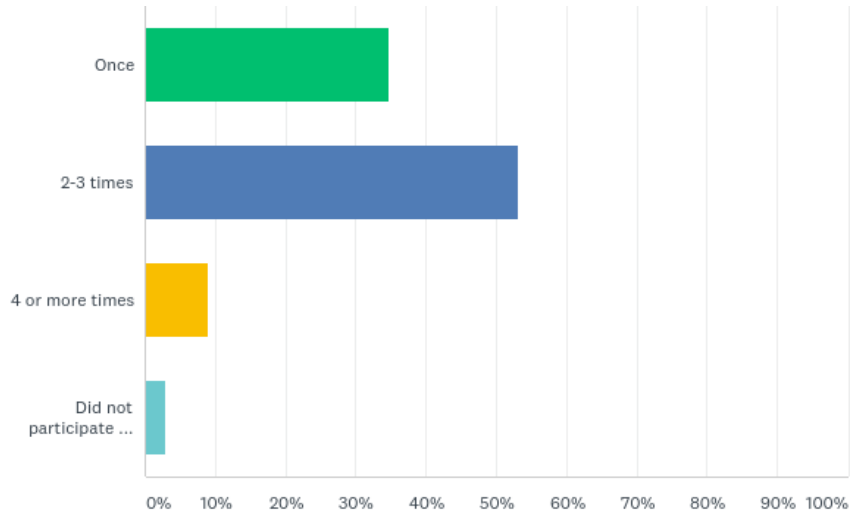
# Q13: Did you participate in at least one Pre-Observation conference?

Answered: 3,042 Skipped: 1,481



ANSWER CHOICES	RESPONSES	
Yes	94.71%	2,881
No	5.29%	161
<b>TOTAL</b>		<b>3,042</b>

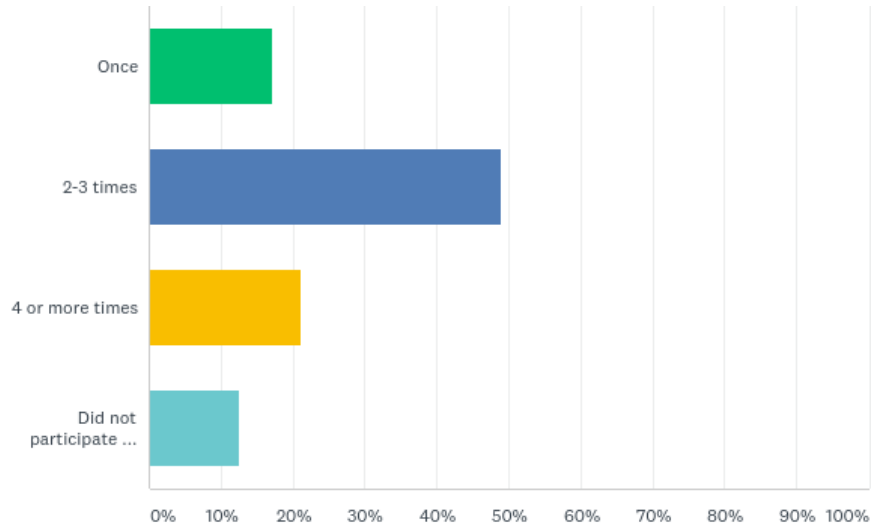
## Q14: How often did you participate in a scheduled observation this year?



ANSWER CHOICES	RESPONSES	
Once	34.75%	1,057
2-3 times	53.16%	1,617
4 or more times	9.07%	276
Did not participate in a scheduled observation	3.02%	92
<b>TOTAL</b>		<b>3,042</b>

# Q15: How often did you participate in an unscheduled observation this year?

Answered: 3,042 Skipped: 1,481

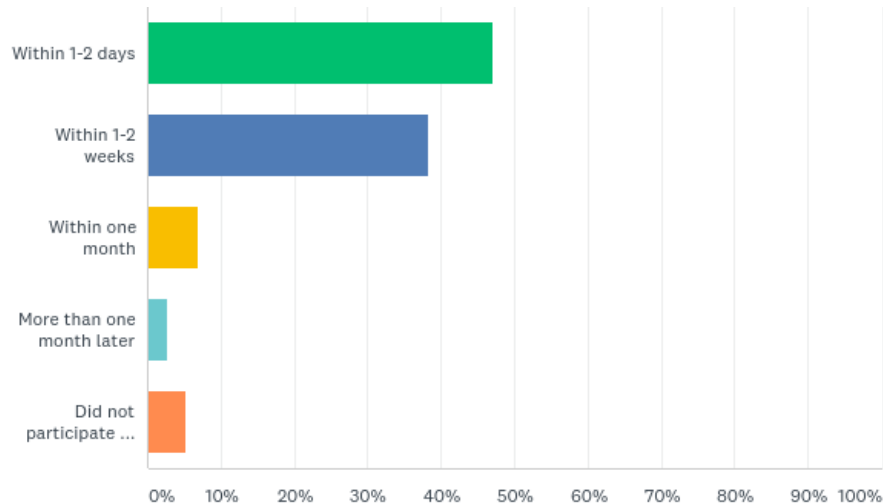


ANSWER CHOICES	RESPONSES
Once	17.23% 524
2-3 times	49.05% 1,492
4 or more times	21.17% 644
Did not participate in an unscheduled observation	12.56% 382
<b>TOTAL</b>	<b>3,042</b>



## Q16: On average, how long after your scheduled or unscheduled observation did you participate in a Post-Observation conference? (Not the Summative Evaluation Conference)

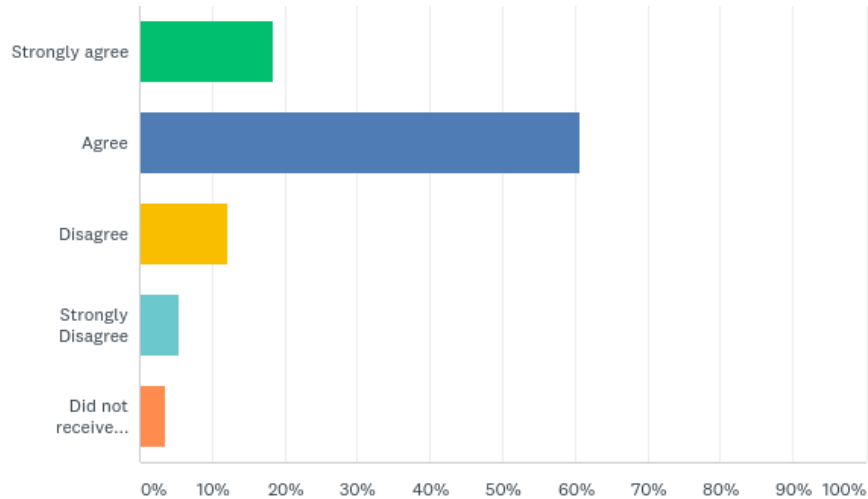
Answered: 3,042 Skipped: 1,481



ANSWER CHOICES	RESPONSES	
Within 1-2 days	47.11%	1,433
Within 1-2 weeks	38.20%	1,162
Within one month	6.84%	208
More than one month later	2.63%	80
Did not participate in a post observation conference	5.23%	159
<b>TOTAL</b>		<b>3,042</b>

# Q17: As a result of the observation cycle conferences, to what extent do you agree that the feedback you received positively impacted your Instructional Practice?

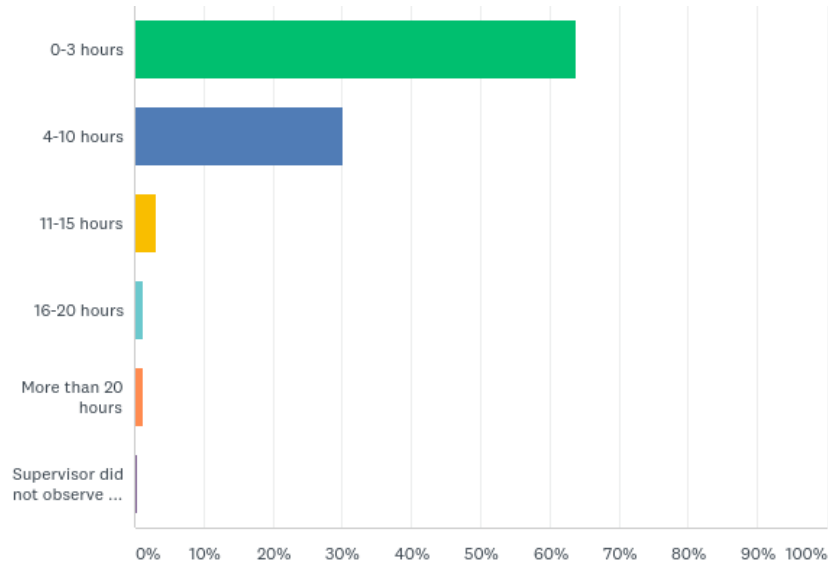
Answered: 3,042 Skipped: 1,481



ANSWER CHOICES	RESPONSES
Strongly agree	18.38% 559
Agree	60.68% 1,846
Disagree	12.10% 368
Strongly Disagree	5.36% 163
Did not receive feedback	3.48% 106
<b>TOTAL</b>	<b>3,042</b>

# Q18: On average, how much time did your supervisor spend observing your instruction?

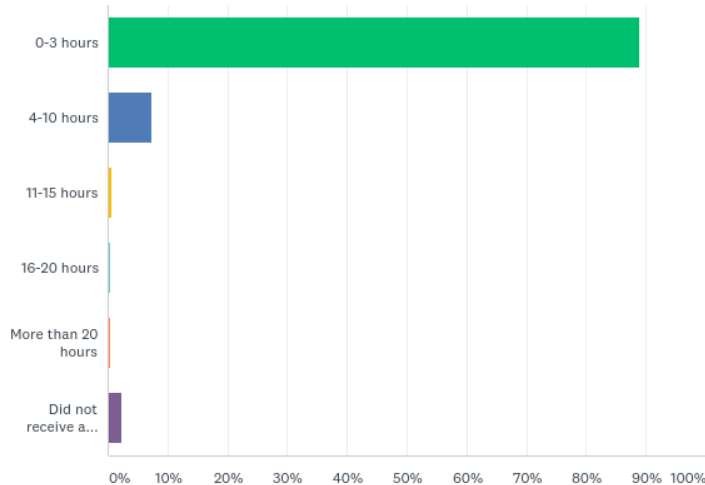
Answered: 3,042 Skipped: 1,481



ANSWER CHOICES	RESPONSES
0-3 hours	63.91% 1,944
4-10 hours	30.08% 915
11-15 hours	3.06% 93
16-20 hours	1.18% 36
More than 20 hours	1.31% 40
Supervisor did not observe my instruction	0.46% 14
<b>TOTAL</b>	<b>3,042</b>

# Q19: On average, how much time did your supervisor spend conferencing with you about the observation(s)?

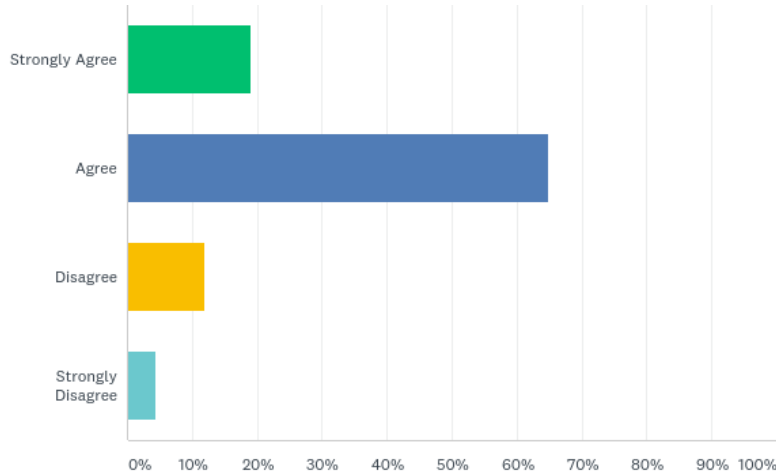
Answered: 3,042 Skipped: 1,481



ANSWER CHOICES	RESPONSES
0-3 hours	88.99% 2,707
4-10 hours	7.23% 220
11-15 hours	0.69% 21
16-20 hours	0.39% 12
More than 20 hours	0.36% 11
Did not receive a post-conference	2.33% 71
<b>TOTAL</b>	<b>3,042</b>

## Q20: You are able to meaningfully apply the NEPF Professional Responsibilities Standards for Teachers.

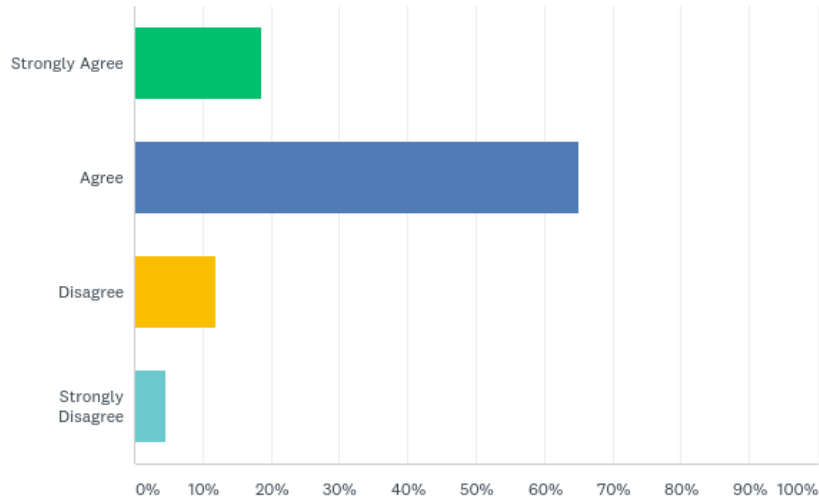
Answered: 2,978 Skipped: 1,545



ANSWER CHOICES	RESPONSES	
Strongly Agree	18.97%	565
Agree	64.84%	1,931
Disagree	11.85%	353
Strongly Disagree	4.33%	129
<b>TOTAL</b>		<b>2,978</b>

## Q21: You are able to meaningfully apply the NEPF Instructional Standards for Teachers.

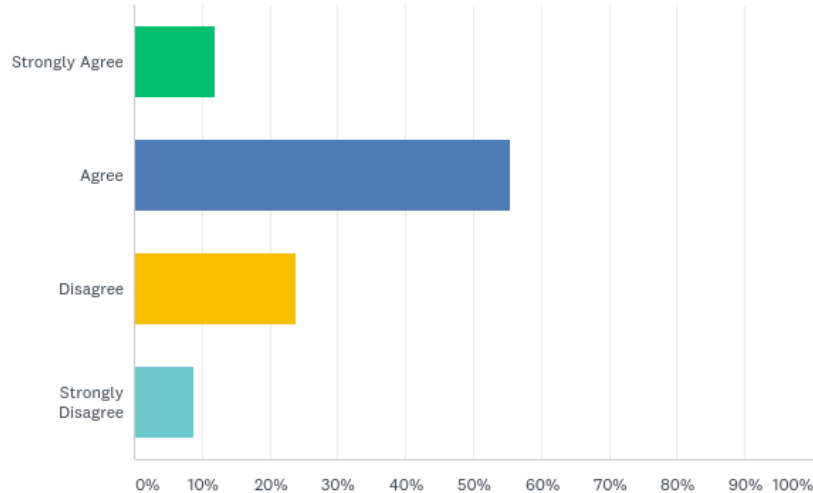
Answered: 2,978 Skipped: 1,545



ANSWER CHOICES	RESPONSES	
Strongly Agree	18.57%	553
Agree	65.01%	1,936
Disagree	11.85%	353
Strongly Disagree	4.57%	136
<b>TOTAL</b>		<b>2,978</b>

## Q22: Using NEPF Standards and Protocols have helped you to identify your areas of growth as an educator.

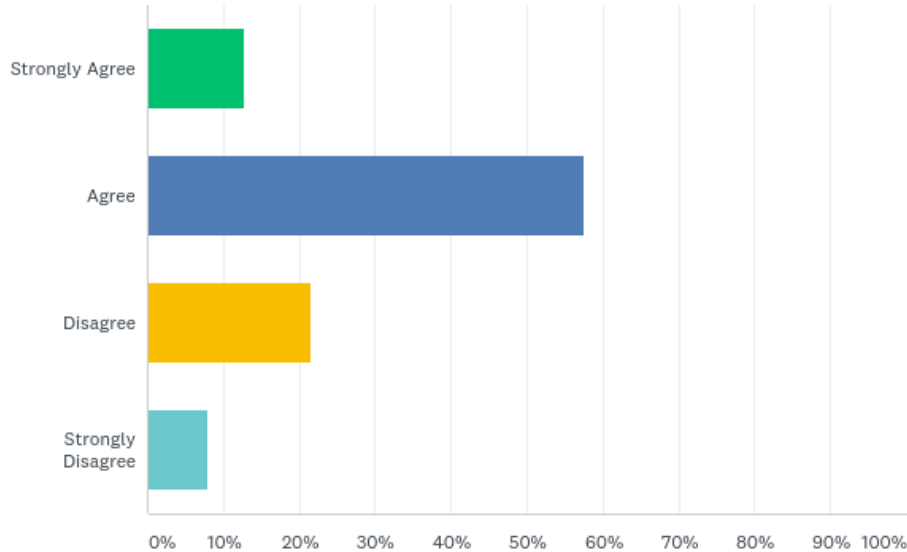
Answered: 2,978 Skipped: 1,545



ANSWER CHOICES	RESPONSES	
Strongly Agree	11.85%	353
Agree	55.47%	1,652
Disagree	23.91%	712
Strongly Disagree	8.76%	261
<b>TOTAL</b>		<b>2,978</b>

## Q23: Using NEPF Standards and Protocols have helped you to identify your areas of strength as an educator.

Answered: 2,978 Skipped: 1,545

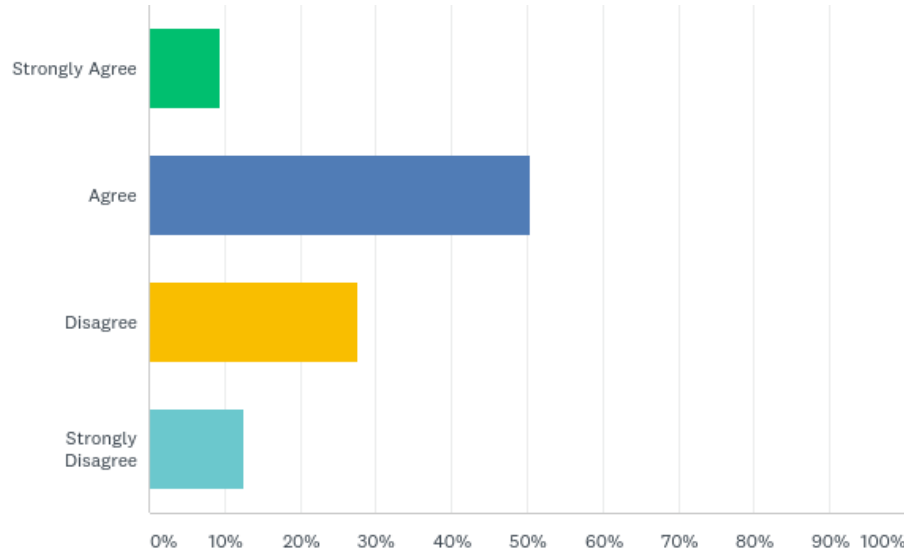


ANSWER CHOICES	RESPONSES	
Strongly Agree	12.73%	379
Agree	57.62%	1,716
Disagree	21.63%	644
Strongly Disagree	8.03%	239
<b>TOTAL</b>		<b>2,978</b>



## Q24: At your school, the implementation of NEPF Standards and Protocols is positively impacting student learning.

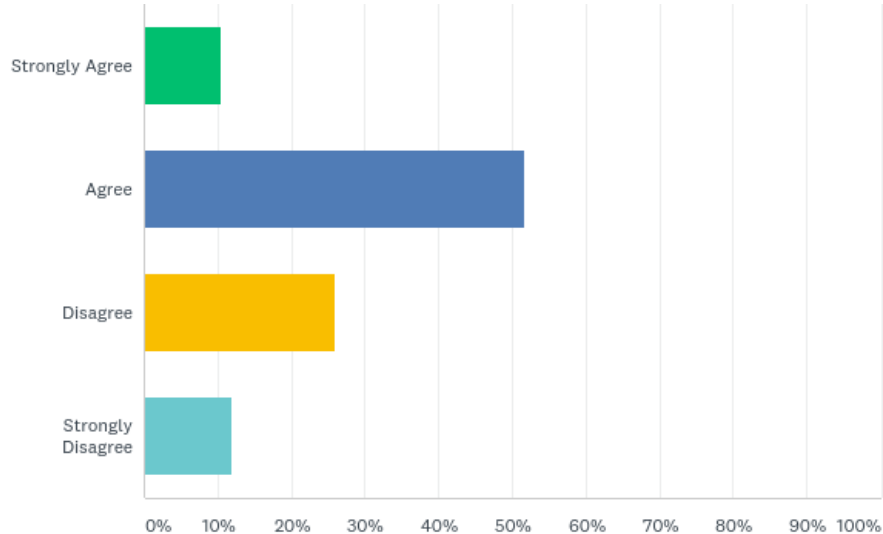
Answered: 2,978 Skipped: 1,545



ANSWER CHOICES	RESPONSES
Strongly Agree	9.37% 279
Agree	50.44% 1,502
Disagree	27.70% 825
Strongly Disagree	12.49% 372
<b>TOTAL</b>	<b>2,978</b>

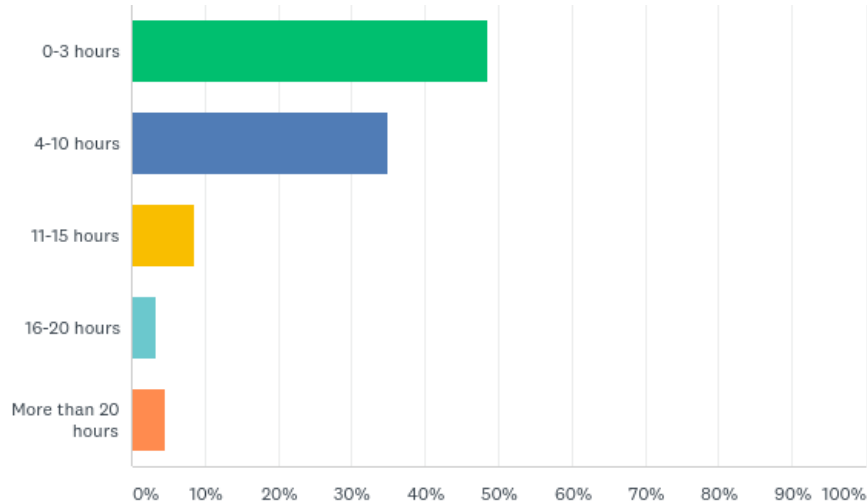
## Q25: At your school, the implementation of NEPF Standards and Protocols is positively impacting your instructional practice.

Answered: 2,978 Skipped: 1,545



ANSWER CHOICES	RESPONSES	
Strongly Agree	10.41%	310
Agree	51.58%	1,536
Disagree	25.99%	774
Strongly Disagree	12.02%	358
<b>TOTAL</b>		<b>2,978</b>

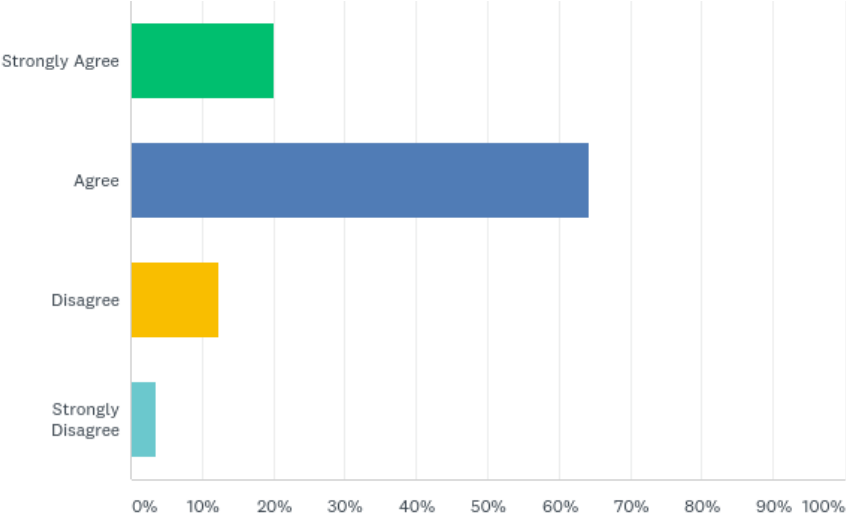
## Q26: On average, how much time was spent outside of instruction and conferences completing NEPF documentation for your supervisor?



ANSWER CHOICES	RESPONSES
0-3 hours	48.52% 1,431
4-10 hours	34.86% 1,028
11-15 hours	8.68% 256
16-20 hours	3.42% 101
More than 20 hours	4.51% 133
TOTAL	2,949

# Q27: The NEPF scores you received are fair.

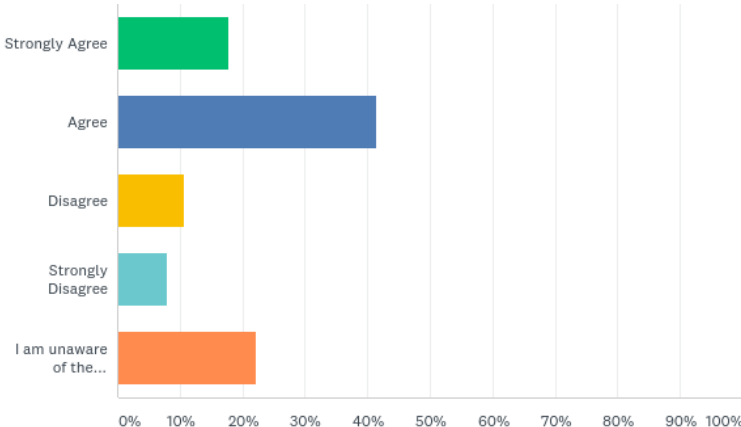
Answered: 2,949 Skipped: 1,574



ANSWER CHOICES	RESPONSES	
Strongly Agree	20.01%	590
Agree	64.16%	1,892
Disagree	12.24%	361
Strongly Disagree	3.59%	106
<b>TOTAL</b>		<b>2,949</b>

**Q28: At your school, each administrator follows the same procedures when conducting or evaluating the following: (Goal Setting and Planning, Observation Cycle(s), SLG and PPG, Evidence Reviews, etc) when evaluating all teachers.**

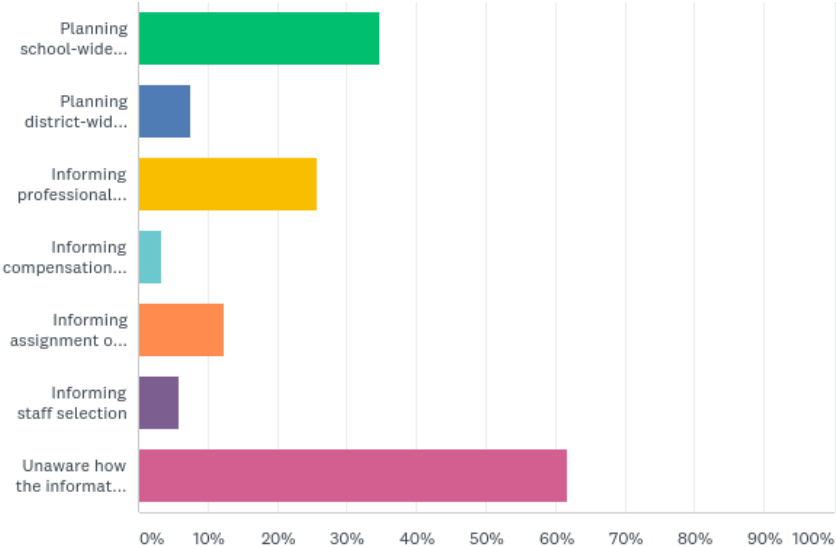
Answered: 2,949 Skipped: 1,574



ANSWER CHOICES	RESPONSES	
Strongly Agree	17.70%	522
Agree	41.37%	1,220
Disagree	10.68%	315
Strongly Disagree	7.97%	235
I am unaware of the procedures with other teachers	22.28%	657
<b>TOTAL</b>		<b>2,949</b>

# Q29: How does your school use NEPF evaluation results? (Check all that apply)

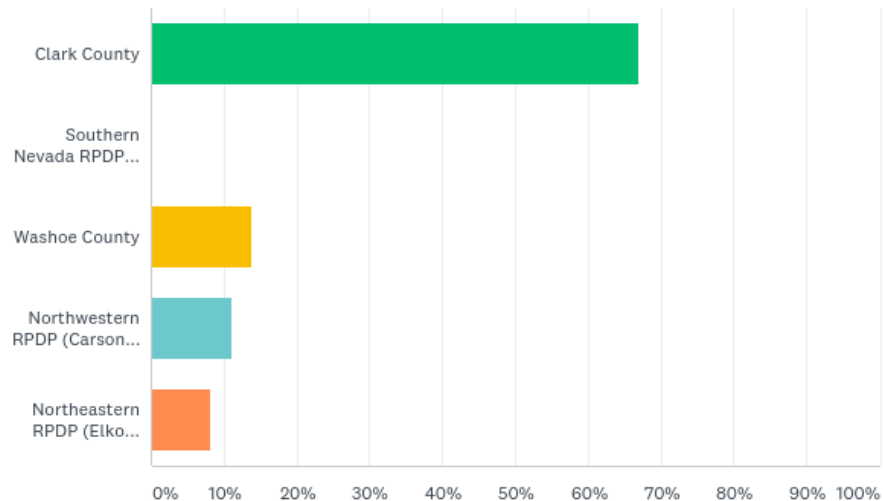
Answered: 2,927 Skipped: 1,596



ANSWER CHOICES	RESPONSES
Planning school-wide professional development opportunities	34.71% 1,016
Planning district-wide professional development opportunities	7.58% 222
Informing professional development plans	25.79% 755
Informing compensation decisions	3.31% 97
Informing assignment of educators for specific roles or duties	12.33% 361
Informing staff selection	5.88% 172
Unaware how the information is being used	61.63% 1,804
Total Respondents: 2,927	

# Q31: Where does your school reside?

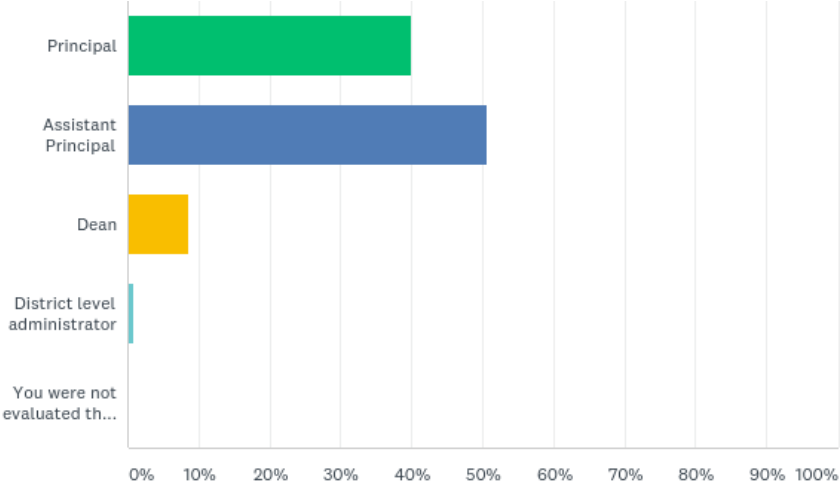
Answered: 2,913 Skipped: 1,610



ANSWER CHOICES	RESPONSES
Clark County	66.94% 1,950
Southern Nevada RPDP (Esmeralda County, Lincoln County, Mineral County, or Nye County)	0.27% 8
Washoe County	13.73% 400
Northwestern RPDP (Carson City, Churchill County, Douglas County, Lyon County, or Storey County)	10.99% 320
Northeastern RPDP (Elko County, Eureka County, Humboldt County, Lander County, Pershing County, or White Pine County)	8.07% 235
<b>TOTAL</b>	<b>2,913</b>

# Q32: Please indicate who conducted your evaluation this year.

Answered: 3,280 Skipped: 1,243

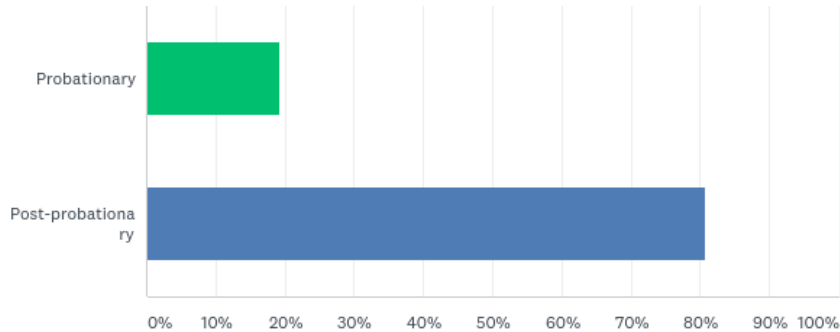


ANSWER CHOICES	RESPONSES
Principal	40.06% 1,314
Assistant Principal	50.64% 1,661
Dean	8.48% 278
District level administrator	0.82% 27
You were not evaluated this year	0.00% 0
<b>TOTAL</b>	<b>3,280</b>



### Q33: What was your status during the 2017-2018 school year?

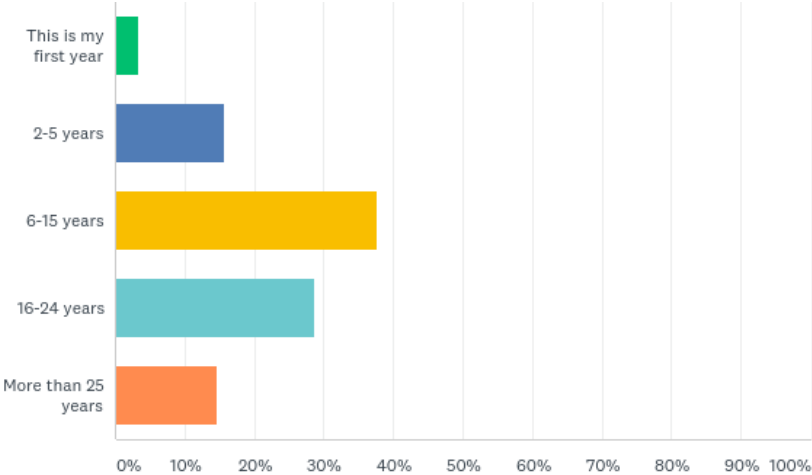
Answered: 3,280 Skipped: 1,243



ANSWER CHOICES	RESPONSES
Probationary	19.27% 632
Post-probationary	80.73% 2,648
TOTAL	3,280

# Q34: How long have you worked in education?

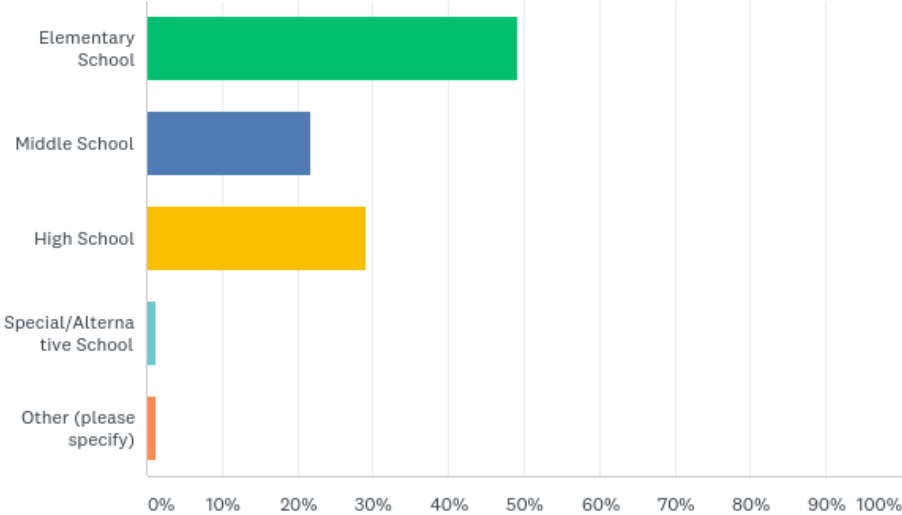
Answered: 3,280 Skipped: 1,243



ANSWER CHOICES	RESPONSES
This is my first year	3.29% 108
2-5 years	15.73% 516
6-15 years	37.68% 1,236
16-24 years	28.66% 940
More than 25 years	14.63% 480
TOTAL	3,280

# Q35: At which type of school are you currently a teacher? (Check all that apply)

Answered: 3,280 Skipped: 1,243



ANSWER CHOICES	RESPONSES	
Elementary School	49.21%	1,614
Middle School	21.68%	711
High School	29.09%	954
Special/Alternative School	1.22%	40
Other (please specify)	1.28%	42
<b>Total Respondents: 3,280</b>		