

2017-2018 NEVADA EDUCATOR PERFORMANCE FRAMEWORK (NEPF) IMPLEMENTATION SURVEY - Administrators

Teachers and Leaders Council Meeting

August 29, 2018

Agenda Item 5

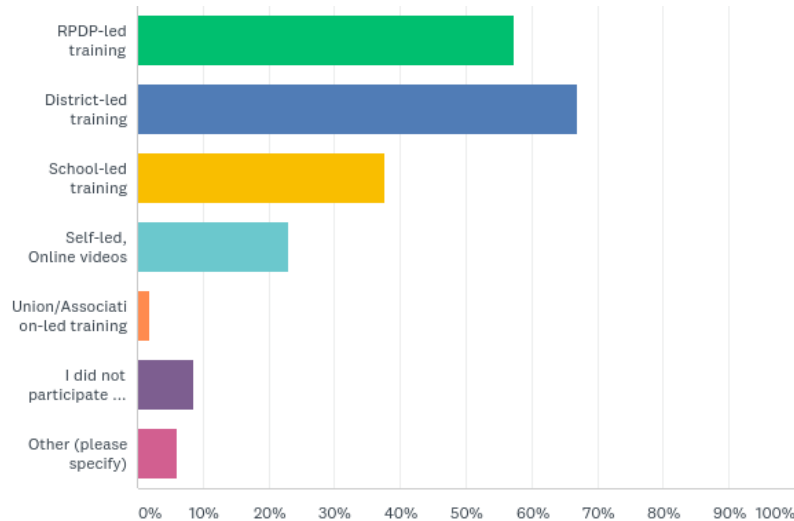
448

Total Responses

Complete Responses: 303

Q1: What type training(s) did you attend regarding the implementation of NEPF? (Check all that apply)

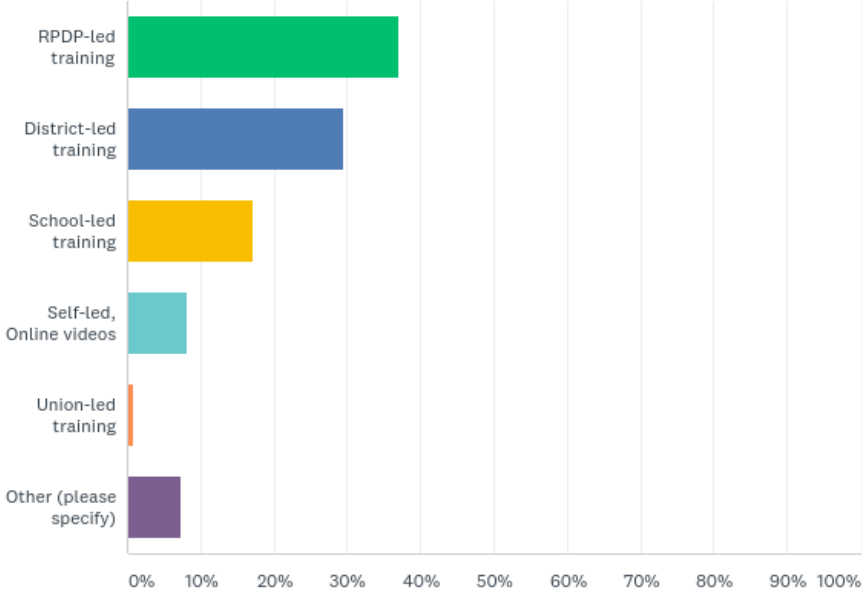
Answered: 448 Skipped: 0



ANSWER CHOICES	RESPONSES	
RPD-led training	57.37%	257
District-led training	66.96%	300
School-led training	37.72%	169
Self-led, Online videos	22.99%	103
Union/Association-led training	1.79%	8
I did not participate in any training	8.48%	38
Other (please specify)	6.03%	27
Total Respondents: 448		

Q2: Of the training(s) you've attended, which one had the most impact on your practice?

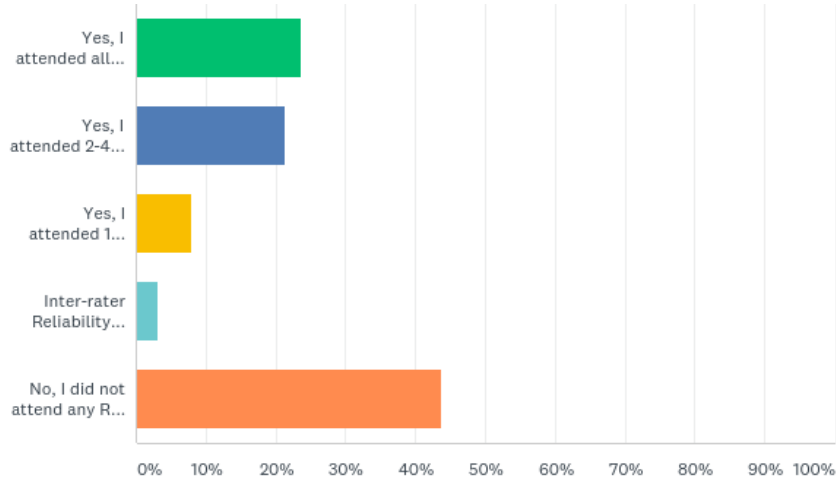
Answered: 407 Skipped: 41



ANSWER CHOICES	RESPONSES	
RPD-led training	37.10%	151
District-led training	29.48%	120
School-led training	17.20%	70
Self-led, Online videos	8.11%	33
Union-led training	0.74%	3
Other (please specify)	7.37%	30
TOTAL		407

Q3: Did you attend the RPDP Inter-rater Reliability training?

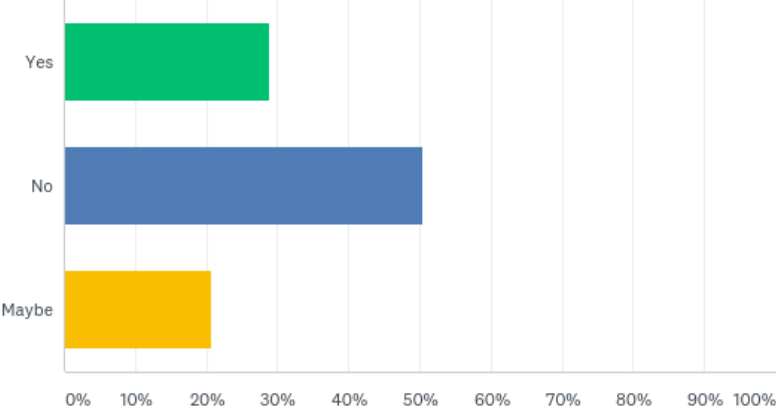
Answered: 435 Skipped: 13



ANSWER CHOICES	PERCENTAGE	RESPONSES
Yes, I attended all 5 sessions (covering all NEPF Instructional Standards)	23.68%	103
Yes, I attended 2-4 sessions	21.38%	93
Yes, I attended 1 session	8.05%	35
Inter-rater Reliability training is not offered by my RPDP	3.22%	14
No, I did not attend any RPDP Inter-rater Reliability training's	43.68%	190
TOTAL		435

Q4: Are you interested in a refresher course on Inter-rater Reliability?

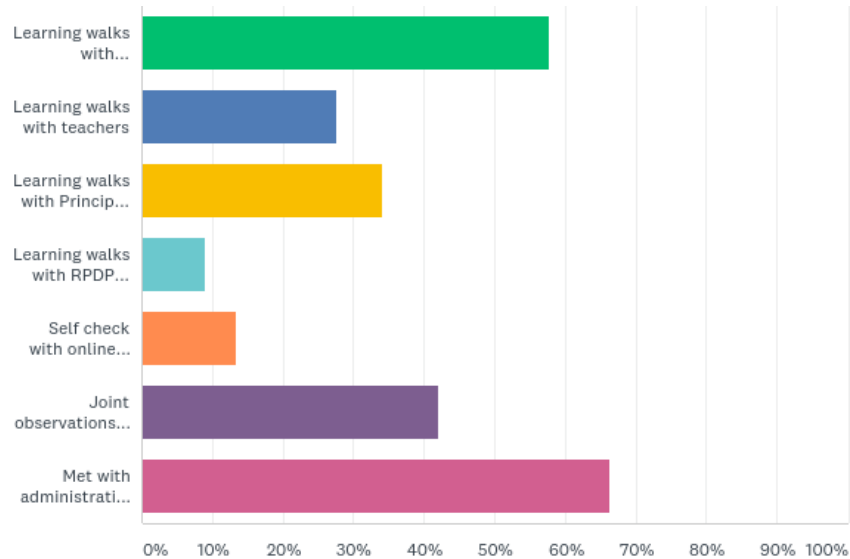
Answered: 246 Skipped: 202



ANSWER CHOICES	RESPONSES
Yes	28.86% 71
No	50.41% 124
Maybe	20.73% 51
TOTAL	246

Q5: How have you worked with others to calibrate NEPF observations in an effort to increase Inter-rater Reliability? (Check all that apply)

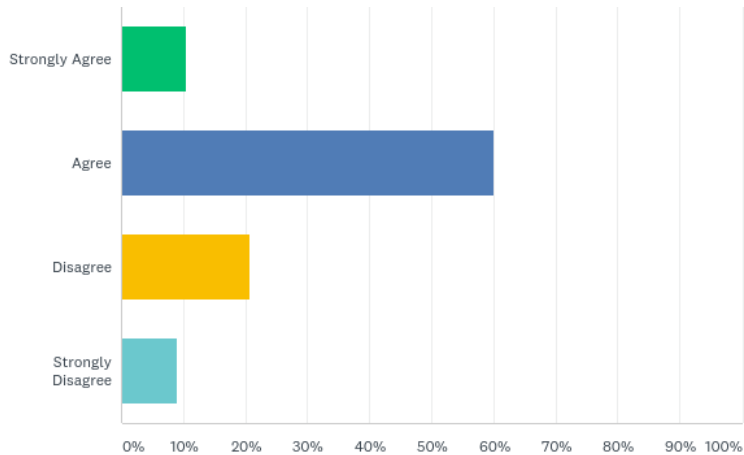
Answered: 416 Skipped: 32



ANSWER CHOICES	RESPONSES
Learning walks with administrative team	57.69% 240
Learning walks with teachers	27.64% 115
Learning walks with Principal Supervisor	34.13% 142
Learning walks with RPDP trainers	8.89% 37
Self check with online video modules through RPDP	13.46% 56
Joint observations with other administrators	42.07% 175
Met with administrative team to discuss observations and conferences	66.35% 276
Total Respondents: 416	

Q6: At your school, implementation of NEPF Standards and Protocols is positively impacting student learning.

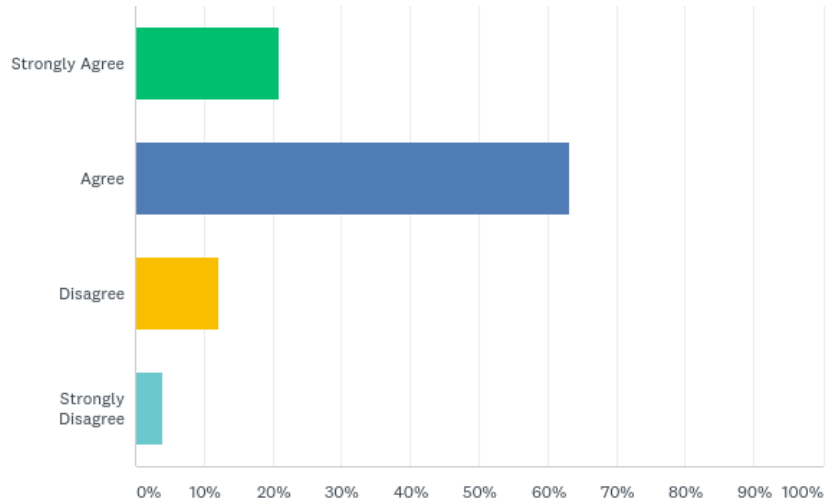
Answered: 382 Skipped: 66



ANSWER CHOICES	RESPONSES	
Strongly Agree	10.47%	40
Agree	59.95%	229
Disagree	20.68%	79
Strongly Disagree	8.90%	34
TOTAL		382

Q7: You are able to meaningfully identify performance levels on the NEPF Instructional Practice Standards for Teachers.

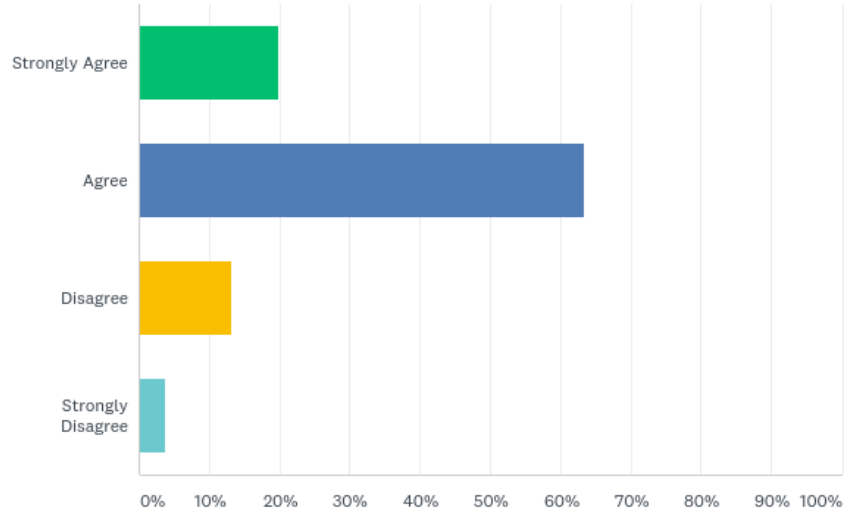
Answered: 382 Skipped: 66



ANSWER CHOICES	RESPONSES	
Strongly Agree	20.94%	80
Agree	63.09%	241
Disagree	12.04%	46
Strongly Disagree	3.93%	15
TOTAL		382

Q8: You are able to meaningfully identify performance levels on the NEPF Professional Responsibilities Standards for Teachers.

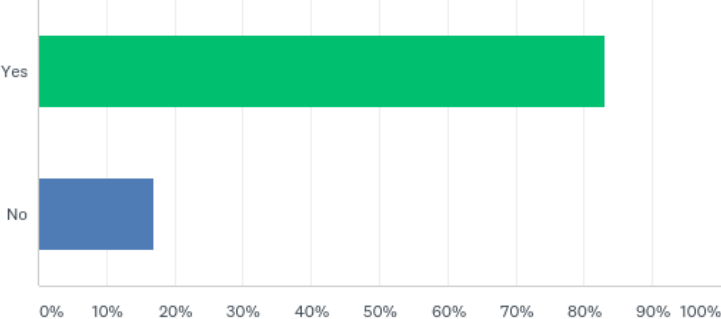
Answered: 382 Skipped: 66



ANSWER CHOICES	RESPONSES	
Strongly Agree	19.90%	76
Agree	63.35%	242
Disagree	13.09%	50
Strongly Disagree	3.66%	14
TOTAL		382

Q9: You have read the Nevada Department of Education's 2017-2018 NEPF Protocol document.

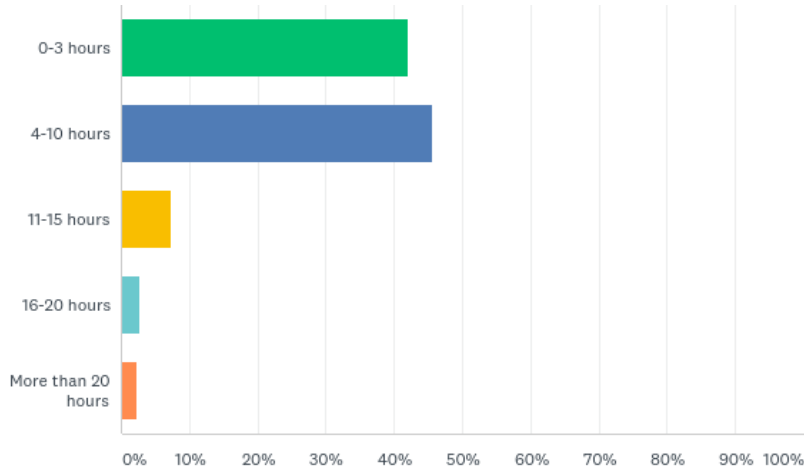
Answered: 382 Skipped: 66



ANSWER CHOICES	RESPONSES
Yes	82.98% 317
No	17.02% 65
TOTAL	382

Q10: On average, how much time per educator did you spend on classroom observations?

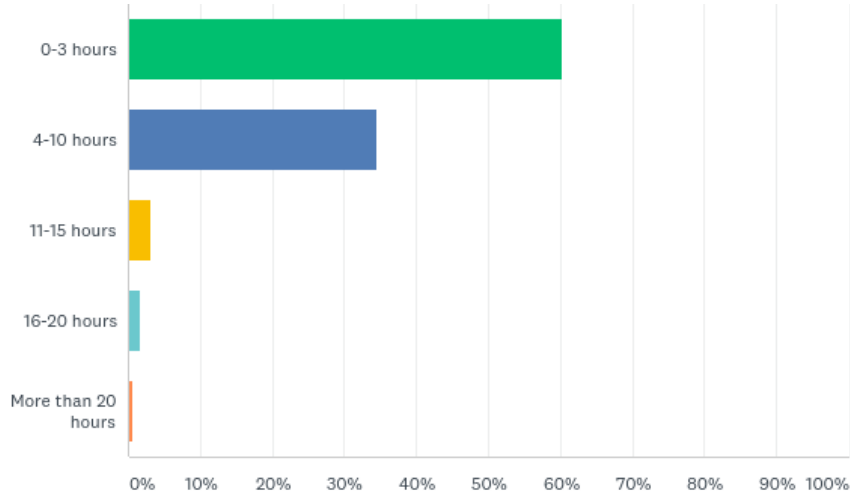
Answered: 382 Skipped: 66



ANSWER CHOICES	RESPONSES	
0-3 hours	42.15%	161
4-10 hours	45.55%	174
11-15 hours	7.33%	28
16-20 hours	2.62%	10
More than 20 hours	2.36%	9
TOTAL		382

Q11: On average, how much time per educator did you spend on conferences?

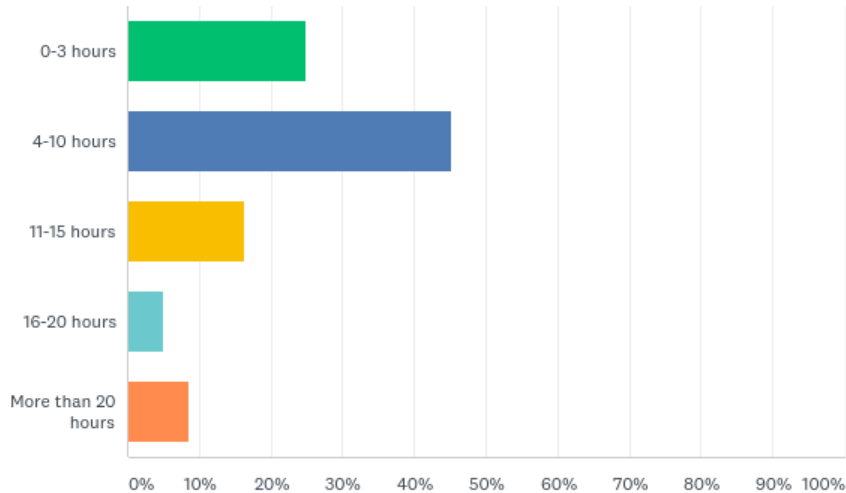
Answered: 382 Skipped: 66



ANSWER CHOICES	RESPONSES	
0-3 hours	60.21%	230
4-10 hours	34.55%	132
11-15 hours	3.14%	12
16-20 hours	1.57%	6
More than 20 hours	0.52%	2
TOTAL		382

Q12: On average, how much time per educator did you spend completing the NEPF documentation (outside of classroom observations and conferencing)?

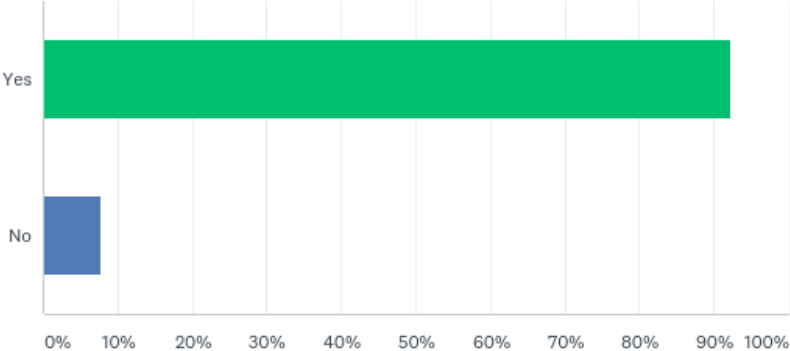
Answered: 382 Skipped: 66



ANSWER CHOICES	RESPONSES
0-3 hours	24.87% 95
4-10 hours	45.29% 173
11-15 hours	16.23% 62
16-20 hours	4.97% 19
More than 20 hours	8.64% 33
TOTAL	382

Q13: Were you evaluated using the Administrator NEPF during the 2017-2018 school year?

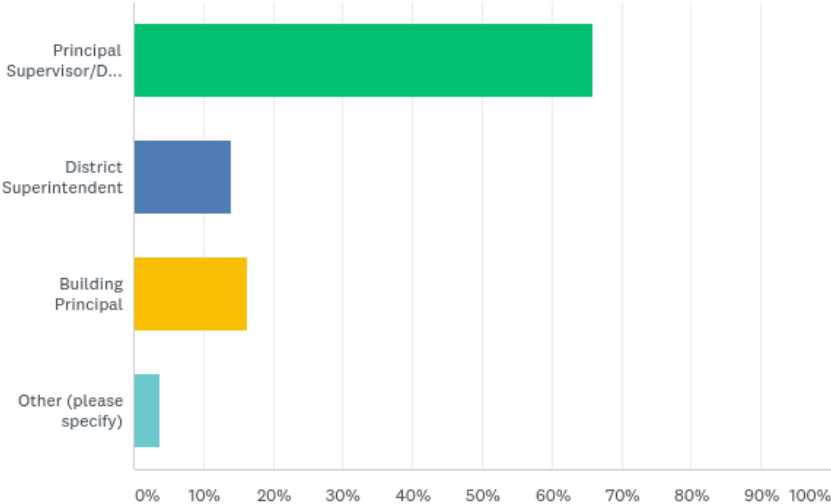
Answered: 376 Skipped: 72



ANSWER CHOICES	RESPONSES	
Yes	92.29%	347
No	7.71%	29
TOTAL		376

Q14: Who conducted your evaluation this year?

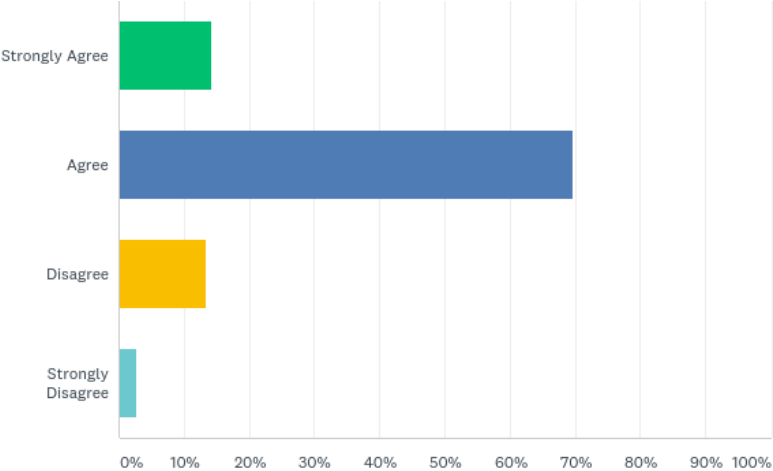
Answered: 343 Skipped: 105



ANSWER CHOICES	PERCENTAGE	RESPONSES
Principal Supervisor/District Administrator	65.89%	226
District Superintendent	13.99%	48
Building Principal	16.33%	56
Other (please specify)	3.79%	13
TOTAL		343

Q15: You are able to meaningfully apply the NEPF Professional Responsibilities Standards for Administrators.

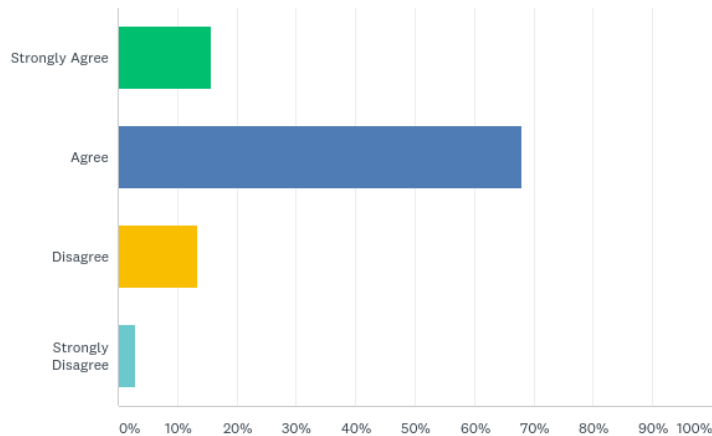
Answered: 343 Skipped: 105



ANSWER CHOICES	RESPONSES	
Strongly Agree	14.29%	49
Agree	69.68%	239
Disagree	13.41%	46
Strongly Disagree	2.62%	9
TOTAL		343

Q16: You are able to meaningfully apply the NEPF Instructional Leadership Standards for Administrators.

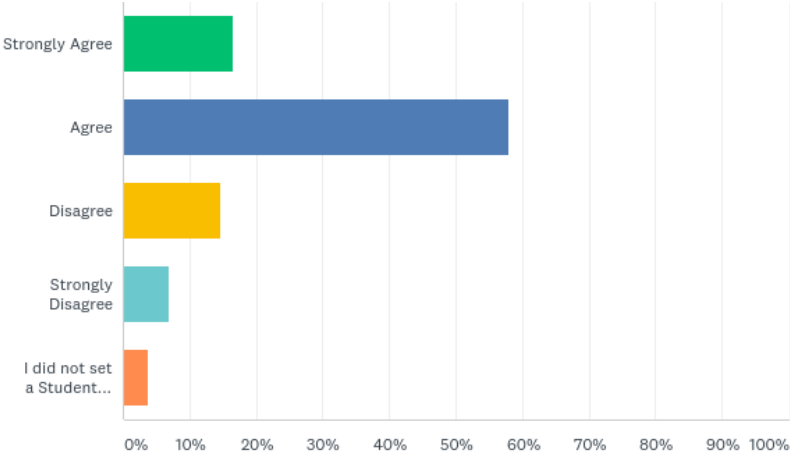
Answered: 343 Skipped: 105



ANSWER CHOICES	RESPONSES
Strongly Agree	15.74% 54
Agree	67.93% 233
Disagree	13.41% 46
Strongly Disagree	2.92% 10
TOTAL	343

Q17: You are confident in knowing how to set your Student Learning Goal (SLG).

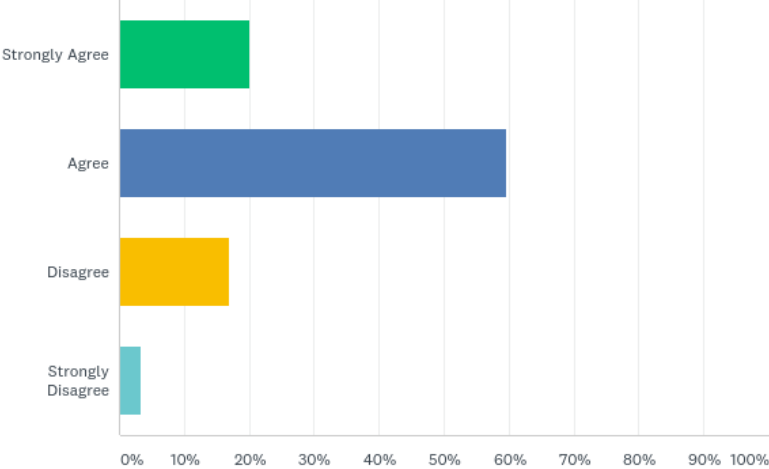
Answered: 343 Skipped: 105



ANSWER CHOICES	RESPONSES
Strongly Agree	16.62% 57
Agree	58.02% 199
Disagree	14.58% 50
Strongly Disagree	7.00% 24
I did not set a Student Learning Goal	3.79% 13
TOTAL	343

Q18: You are confident in knowing how to measure progress towards your SLG.

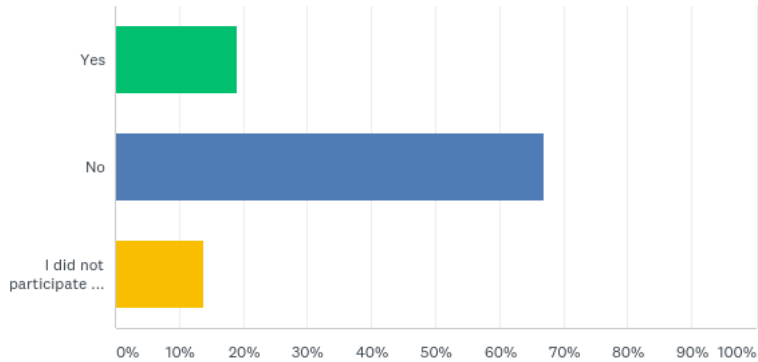
Answered: 324 Skipped: 124



ANSWER CHOICES	RESPONSES	
Strongly Agree	20.06%	65
Agree	59.57%	193
Disagree	16.98%	55
Strongly Disagree	3.40%	11
TOTAL		324

Q20: Did you modify your SLG based on your Mid-Cycle Goal Review?

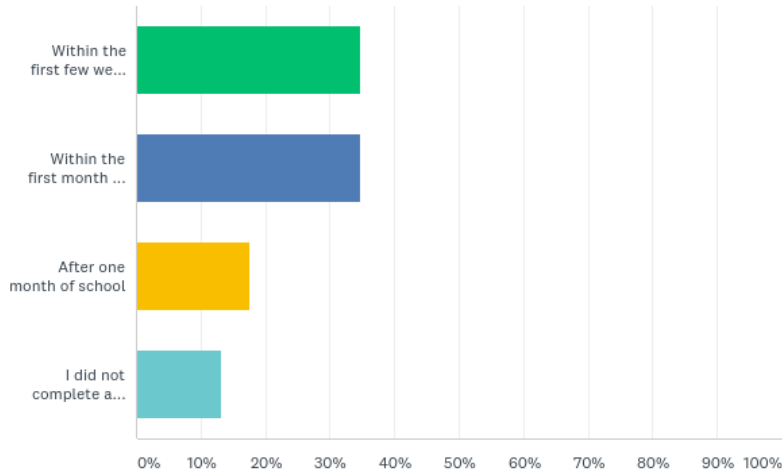
Answered: 324 Skipped: 124



ANSWER CHOICES	RESPONSES
Yes	19.14% 62
No	66.98% 217
I did not participate in a Mid-Cycle Goal Review	13.89% 45
TOTAL	324

Q21: When did you complete the NEPF Self-Assessment?

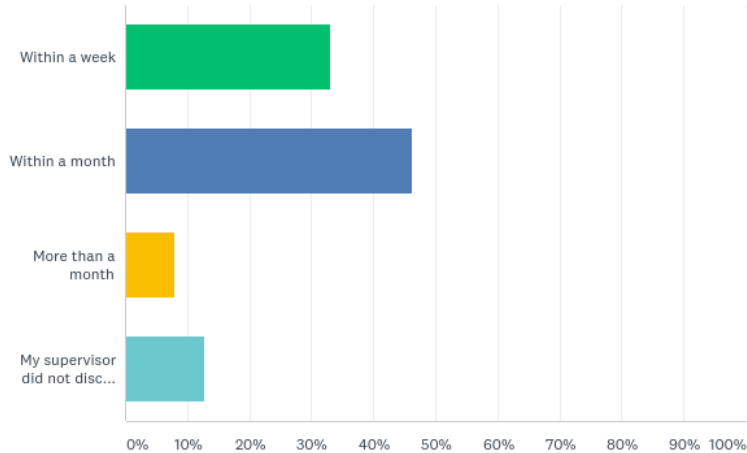
Answered: 335 Skipped: 113



ANSWER CHOICES	RESPONSES
Within the first few weeks of school	34.63% 116
Within the first month of school	34.63% 116
After one month of school	17.61% 59
I did not complete a Self-Assessment	13.13% 44
TOTAL	335

Q22: How long after your Self-Assessment did your immediate supervisor discuss it with you?

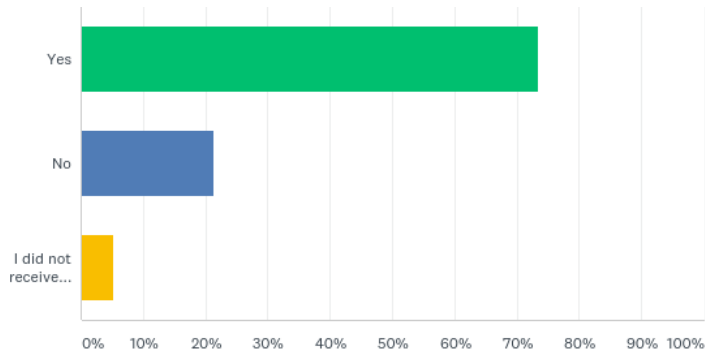
Answered: 290 Skipped: 158



ANSWER CHOICES	RESPONSES
Within a week	33.10% 96
Within a month	46.21% 134
More than a month	7.93% 23
My supervisor did not discuss my self-assessment with me	12.76% 37
TOTAL	290

Q23: Did you use your immediate supervisor's feedback from your Self-Assessment to complete your Goal Setting and Planning Tool?

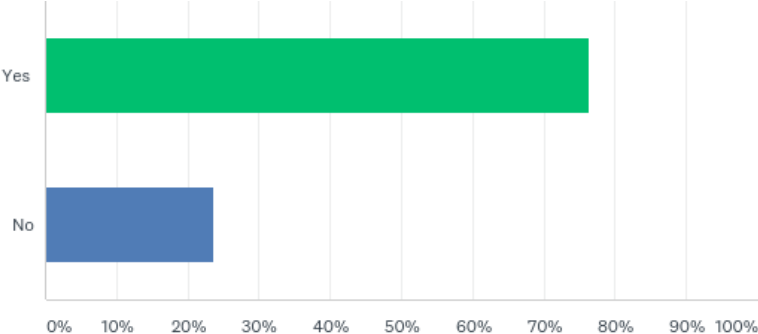
Answered: 252 Skipped: 196



ANSWER CHOICES	RESPONSES	
Yes	73.41%	185
No	21.43%	54
I did not receive feedback from my immediate supervisor	5.16%	13
TOTAL		252

Q24: Did you participate in a Pre-Observation conference?

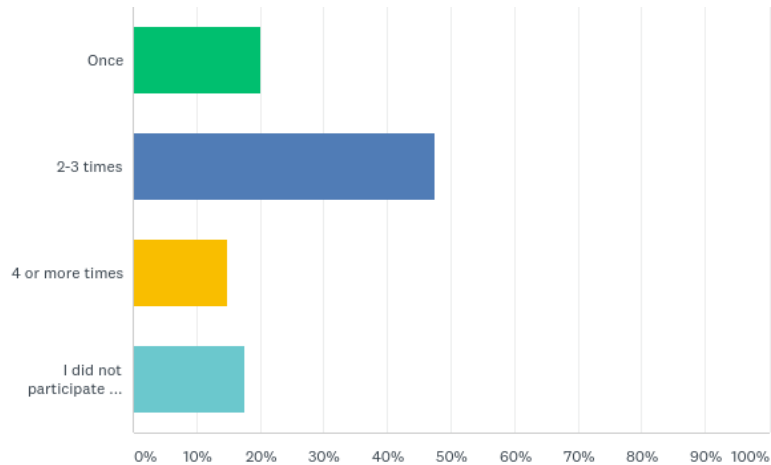
Answered: 329 Skipped: 119



ANSWER CHOICES	RESPONSES	
Yes	76.29%	251
No	23.71%	78
TOTAL		329

Q25: How many times did your supervisor conduct a scheduled observation of you this year?

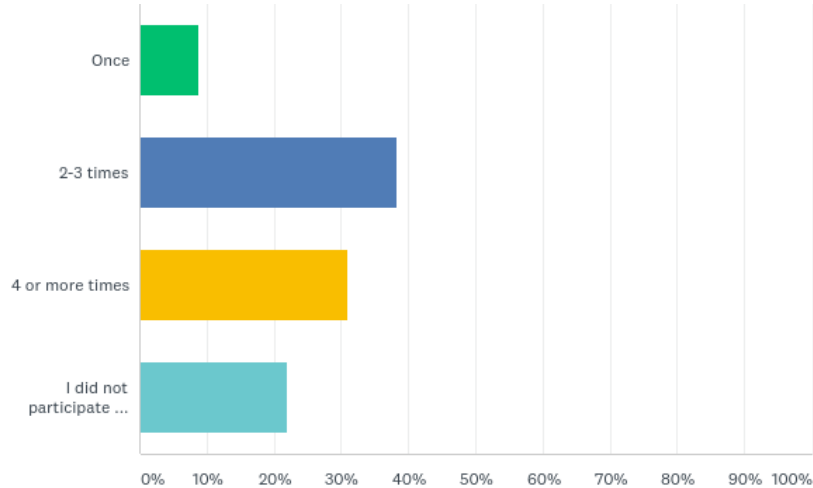
Answered: 329 Skipped: 119



ANSWER CHOICES	RESPONSES
Once	20.06% 66
2-3 times	47.42% 156
4 or more times	14.89% 49
I did not participate in a scheduled observation	17.63% 58
TOTAL	329

Q26: How many times did your supervisor conduct a unscheduled observation of you this year?

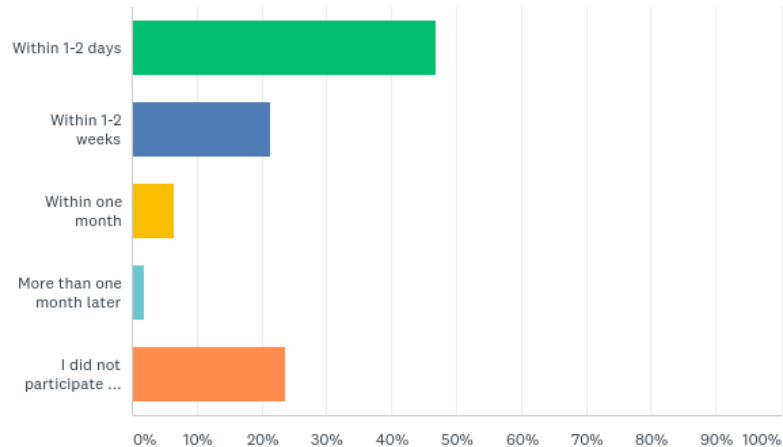
Answered: 329 Skipped: 119



ANSWER CHOICES	RESPONSES
Once	8.81% 29
2-3 times	38.30% 126
4 or more times	31.00% 102
I did not participate in an unscheduled observation	21.88% 72
TOTAL	329

Q27: On average, how long after your scheduled or unscheduled observation did you participate in a Post-Observation Conference? (Not the Summative Evaluation Conference)

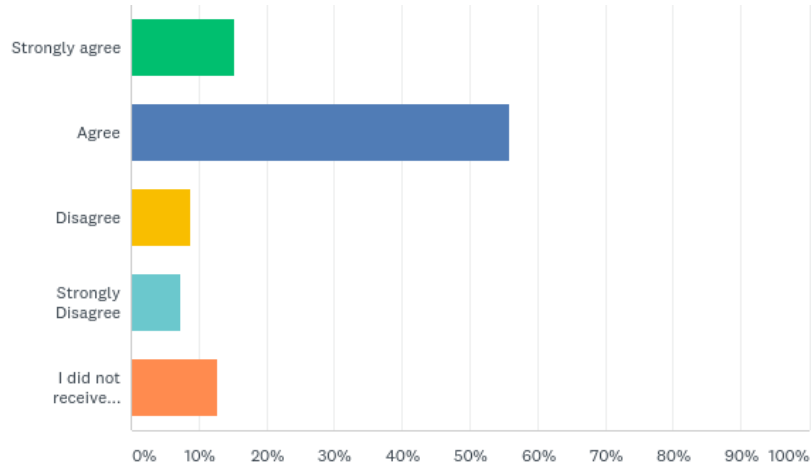
Answered: 329 Skipped: 119



ANSWER CHOICES	RESPONSES	
Within 1-2 days	46.81%	154
Within 1-2 weeks	21.28%	70
Within one month	6.38%	21
More than one month later	1.82%	6
I did not participate in a post observation conference	23.71%	78
TOTAL		329

Q28: As a result of the observation cycle conferences, to what extent do you agree that the feedback you received positively impacted your Instructional Leadership practice?

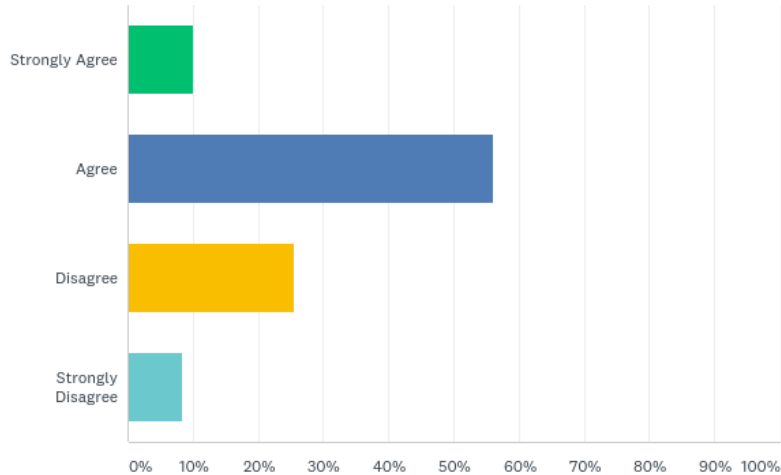
Answered: 329 Skipped: 119



ANSWER CHOICES	RESPONSES
Strongly agree	15.20% 50
Agree	55.93% 184
Disagree	8.81% 29
Strongly Disagree	7.29% 24
I did not receive feedback	12.77% 42
TOTAL	329

Q29: Using NEPF Standards and Protocols have helped you to identify your areas of growth as an educator.

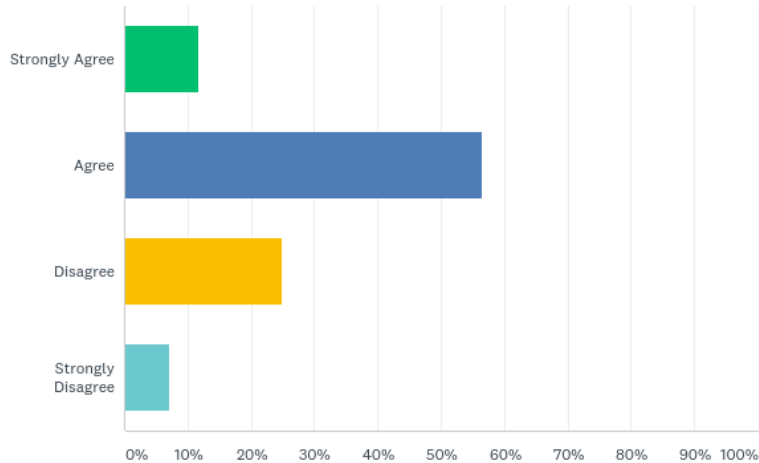
Answered: 326 Skipped: 122



ANSWER CHOICES	RESPONSES	
Strongly Agree	10.12%	33
Agree	56.13%	183
Disagree	25.46%	83
Strongly Disagree	8.28%	27
TOTAL		326

Q30: Using NEPF Standards and Protocols have helped you to identify your areas of strength as an educator.

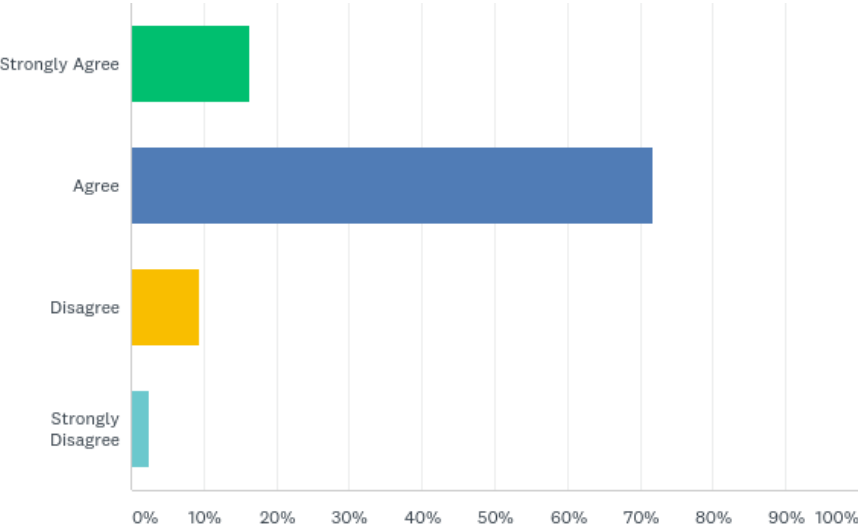
Answered: 326 Skipped: 122



ANSWER CHOICES	RESPONSES	
Strongly Agree	11.66%	38
Agree	56.44%	184
Disagree	24.85%	81
Strongly Disagree	7.06%	23
TOTAL		326

Q31: The NEPF scores you received are fair.

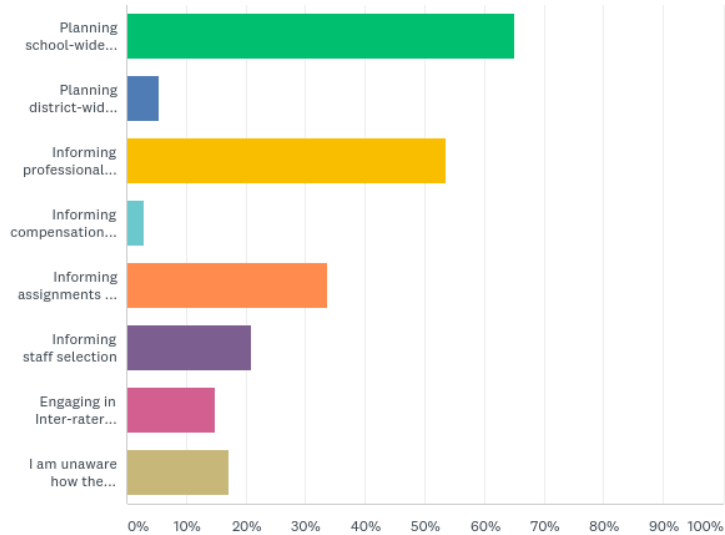
Answered: 326 Skipped: 122



ANSWER CHOICES	RESPONSES	
Strongly Agree	16.26%	53
Agree	71.78%	234
Disagree	9.51%	31
Strongly Disagree	2.45%	8
TOTAL		326

Q32: How does your school use NEPF evaluation results? (Check all that apply)

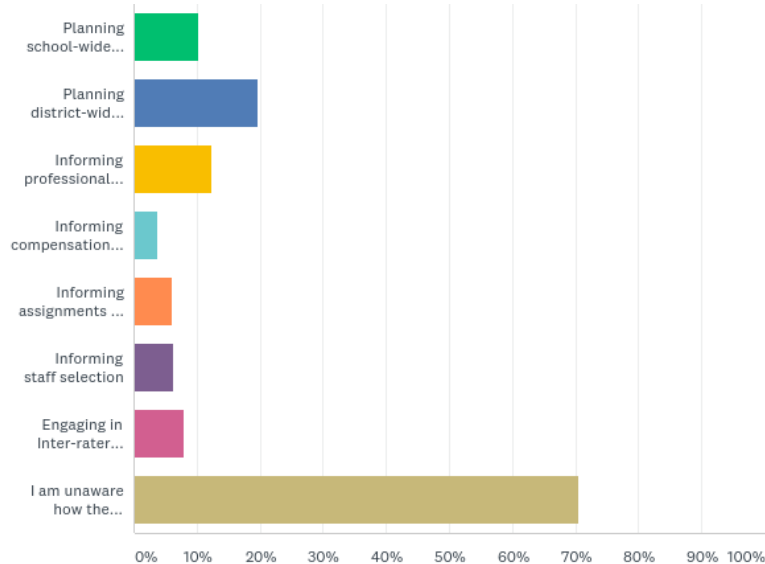
Answered: 315 Skipped: 133



ANSWER CHOICES	RESPONSES
Planning school-wide professional development opportunities	65.08% 205
Planning district-wide professional development opportunities	5.40% 17
Informing professional development plans	53.65% 169
Informing compensation decisions	2.86% 9
Informing assignments of educators for specific roles or duties	33.65% 106
Informing staff selection	20.95% 66
Engaging in Inter-rater Reliability discussions	14.92% 47
I am unaware how the information is being used	17.14% 54
Total Respondents: 315	

Q33: How does your district use NEPF evaluation results? (Check all that apply)

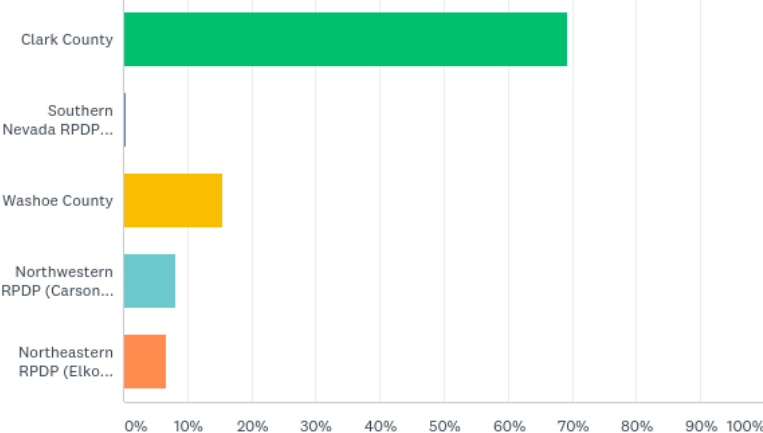
Answered: 315 Skipped: 133



ANSWER CHOICES	RESPONSES
Planning school-wide professional development opportunities	10.16% 32
Planning district-wide professional development opportunities	19.68% 62
Informing professional development plans	12.38% 39
Informing compensation decisions	3.81% 12
Informing assignments of educators for specific roles or duties	6.03% 19
Informing staff selection	6.35% 20
Engaging in Inter-rater Reliability discussions	7.94% 25
I am unaware how the information is being used	70.48% 222
Total Respondents: 315	

Q35: Where does your school reside?

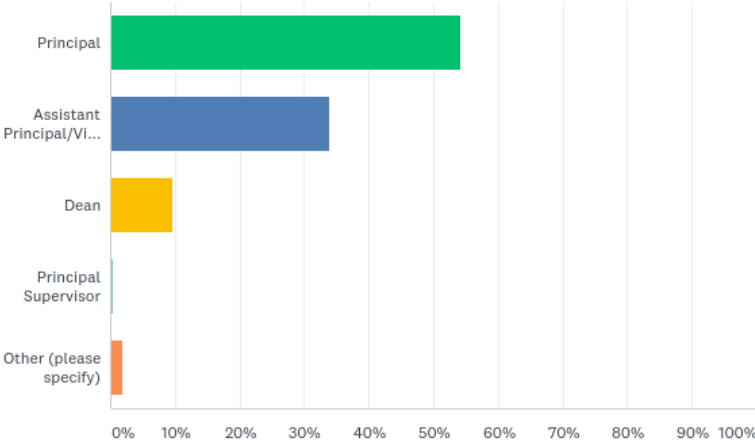
Answered: 303 Skipped: 145



ANSWER CHOICES	RESPONSES
Clark County	69.31% 210
Southern Nevada RPDP (Esmeralda County, Lincoln County, Mineral County, or Nye County)	0.33% 1
Washoe County	15.51% 47
Northwestern RPDP (Carson City, Churchill County, Douglas County, Lyon County, or Storey County)	8.25% 25
Northeastern RPDP (Elko County, Eureka County, Humboldt County, Lander County, Pershing County, or White Pine County)	6.60% 20
TOTAL	303

Q36: What is your primary position?

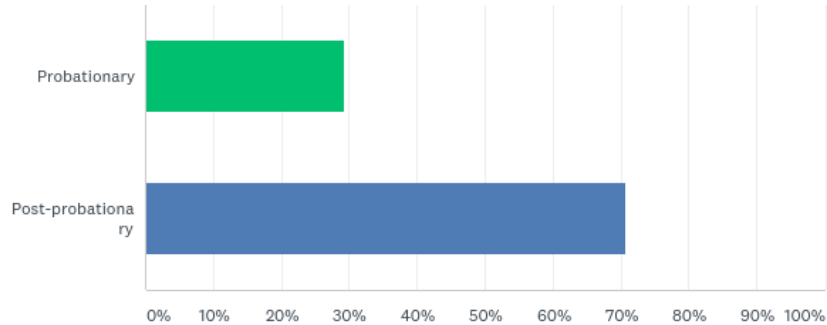
Answered: 303 Skipped: 145



ANSWER CHOICES	RESPONSES	
Principal	54.13%	164
Assistant Principal/Vice Principal	33.99%	103
Dean	9.57%	29
Principal Supervisor	0.33%	1
Other (please specify)	1.98%	6
TOTAL		303

Q37: What was your status during the 2017-2018 school year?

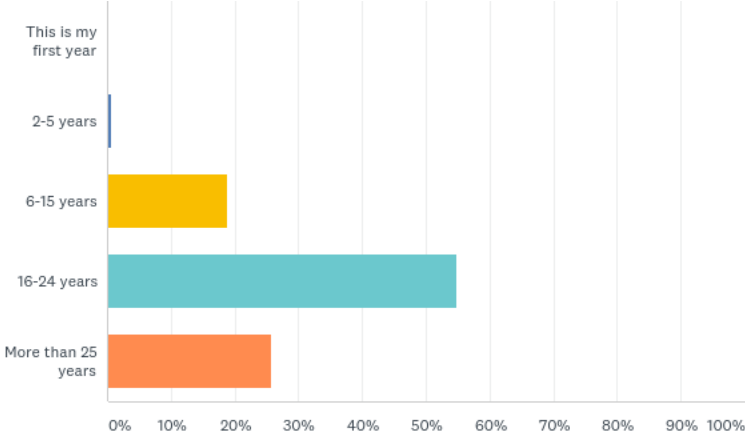
Answered: 303 Skipped: 145



ANSWER CHOICES	RESPONSES
Probationary	29.37% 89
Post-probationary	70.63% 214
TOTAL	303

Q40: How long have you worked in education?

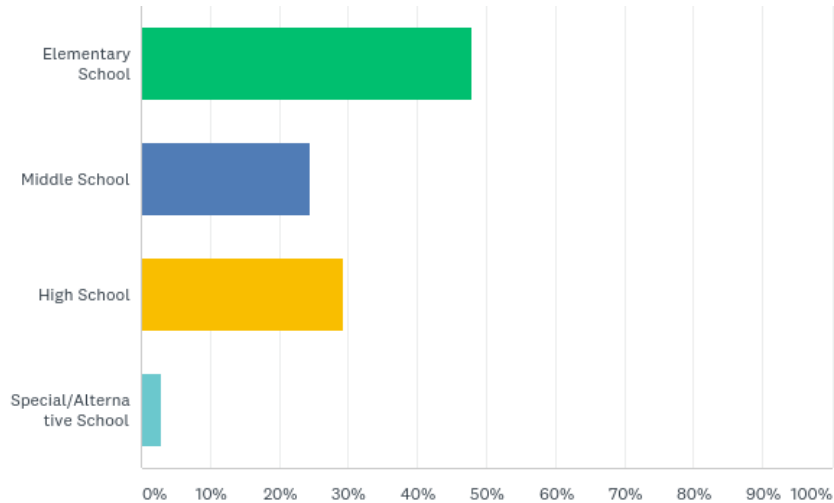
Answered: 303 Skipped: 145



ANSWER CHOICES	RESPONSES
This is my first year	0.00% 0
2-5 years	0.66% 2
6-15 years	18.81% 57
16-24 years	54.79% 166
More than 25 years	25.74% 78
TOTAL	303

Q41: At which type of school(s) are you currently an administrator? (Check all that apply)

Answered: 303 Skipped: 145



ANSWER CHOICES	RESPONSES	
Elementary School	47.85%	145
Middle School	24.42%	74
High School	29.37%	89
Special/Alternative School	2.97%	9
Total Respondents: 303		