

Joe Lombardo
Governor

Steve Canavero, Ph.D.
Interim Superintendent
of Public Instruction



Southern Nevada Office
2080 E. Flamingo Road, Suite 210
Las Vegas, Nevada 89119-0811
Phone: (702) 486-6458
Fax: (702) 486-6450

STATE OF NEVADA DEPARTMENT OF EDUCATION

700 E. Fifth Street | Carson City, Nevada 89701-5096
Phone: (775) 687-9200 | www.doe.nv.gov | Fax: (775) 687-1116

MEMORANDUM

TO: Dr. Katherine Dockweiler, President
Nevada State Board of Education

FROM: Steve Canavero, Ph.D., Interim State Superintendent of Public Instruction

DATE: July 30, 2025

SUBJECT: Fiscal Year 2025 Physical Condition of School Facilities Report

Introduction

Nevada Administrative Code (NAC) 387.501 requires that school districts submit information relating to the physical condition of each school in their district to the State Board of Education as prescribed by the Superintendent of Public Instruction by August 1 of each year.

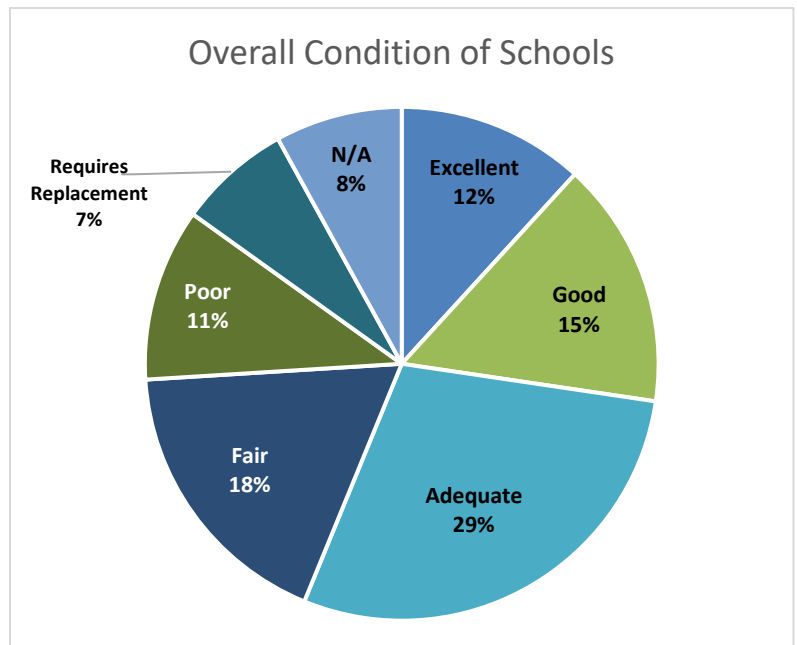
During the course of designing this survey, the Nevada Department of Education (NDE) reviewed National Center for Education Statistics (NCES) reports on the Condition of America's Public School Facilities. Within these reports, NCES utilizes the following scale for overall school conditions, which have been adopted for the purposes of this report:

- **Excellent:** new or easily restorable to "like new" condition; only minimal routine maintenance required.
- **Good:** only routine maintenance or minor repair required.
- **Adequate:** some preventative maintenance and/or corrective repair required.
- **Fair:** fails to meet code and functional requirement in some cases; failure(s) are inconvenient; extensive corrective maintenance and repair required.
- **Poor:** consistent substandard performance; failure(s) are disruptive and costly; fails most code and functional requirements; requires constant attention, renovation, or replacement. Major corrective repair or overhaul required.
- **Replace:** Non-operational or significantly substandard performance. Replacement required.

This report summarizes information regarding the condition of school facilities as reported in Fiscal Year (FY) 2025.

Statewide Condition of Schools

School Districts reported 662 total schools and facilities: 359 elementary and 303 secondary. Please note that charter school buildings are not included in this report. 372 schools, or 56% of schools, were reported in “adequate”, “good”, or “excellent” condition, signifying that these schools require minimal corrective, preventative, or routine maintenance. 237 schools, or 36% of schools, were reported as “fair”, “poor”, or “requires replacement” signifying that these schools are unable to meet building safety codes and require extensive repair. Two districts, Clark and Elko, reported 53 school buildings as “not applicable” or “not available”, making up 8% of school included in the Overall Condition of Schools chart.



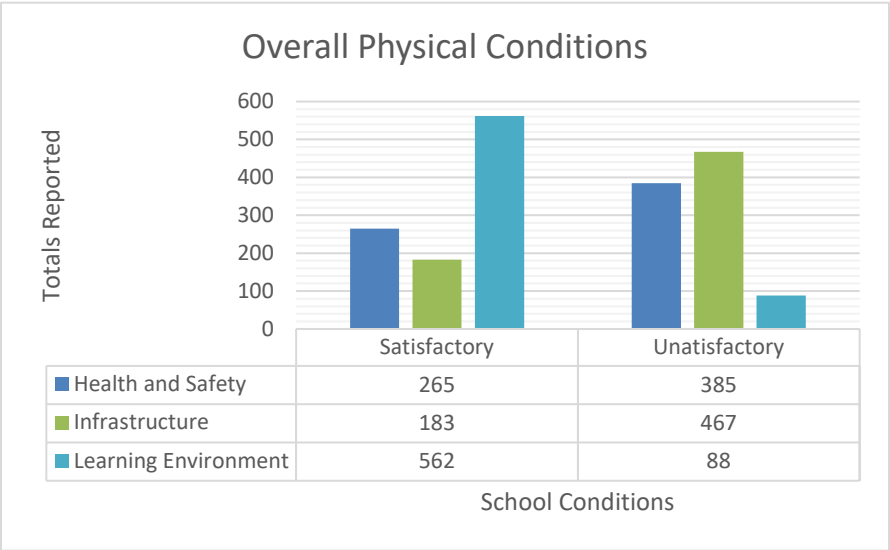
To understand the specific issues facing each school building, districts provided the approximate age of the school building and selected from the following qualities for additional detail:

- Physical Condition: Health and Safety
 - Satisfactory
 - Unsatisfactory across multiple categories
 - Concerns with mold, insects, or other related conditions
 - Concerns with ventilation or heating and cooling
 - Concerns with plumbing system
 - Concerns with school safety, to include accessibility and physical security of buildings
- Physical Condition: Infrastructure
 - Satisfactory
 - Unsatisfactory across multiple categories
 - Concerns with electrical system, to include power, lighting, and wiring
 - Concerns with roofs, foundations, floors, framing, windows, or exterior walls
 - Concerns with interior finishes
- Physical Condition: Learning Environment
 - Satisfactory
 - Unsatisfactory across multiple categories
 - Concerns with internet and accessibility of learning technologies
 - Concerns with acoustics, noise control
 - Concerns with overcrowding

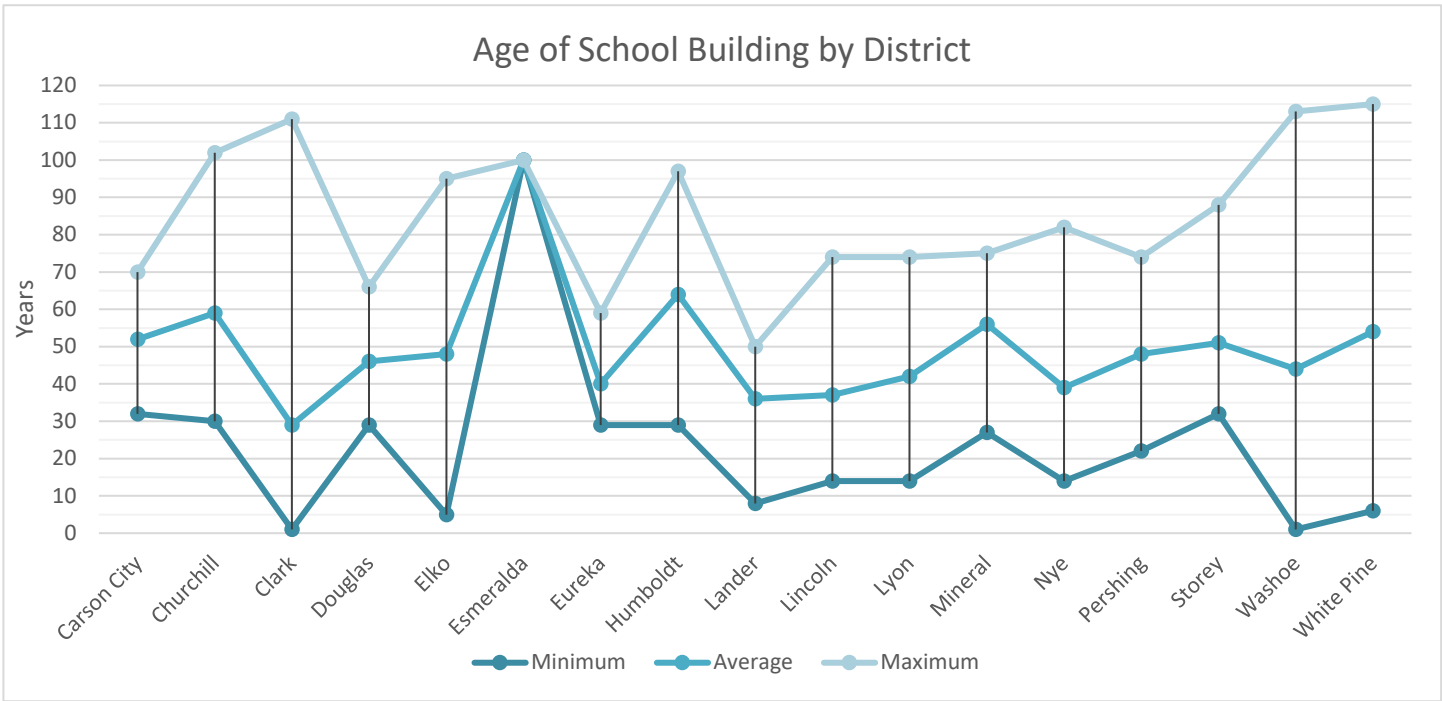
Count of Schools: Overall Physical Condition								
District	Excellent	Good	Adequate	Fair	Poor	Replacement	N/A	Total
Carson	0	12	0	0	0	0	0	12
Churchill	0	3	4	0	0	0	0	7
Clark	63	45	109	51	48	37	41	394
Douglas	0	8	3	0	0	0	0	11
Elko	0	3	16	5	0	1	12	37
Esmeralda	0	0	0	3	0	0	0	3
Eureka	0	2	0	1	0	0	0	3

Count of Schools: Overall Physical Condition								
District	Excellent	Good	Adequate	Fair	Poor	Replacement	N/A	Total
Humboldt	0	8	3	0	0	0	0	11
Lander	1	2	0	2	0	1	0	6
Lincoln	0	4	1	2	1	0	0	8
Lyon	0	0	0	2	16	0	0	18
Mineral	0	0	2	0	3	0	0	5
Nye	4	1	8	2	0	1	0	16
Pershing	0	0	7	2	0	0	0	9
Storey	0	1	2	1	0	0	0	4
Washoe	10	11	33	46	0	0	0	100
White Pine	0	3	3	1	4	7	0	18
Total	78	103	191	118	72	47	53	662

School facilities’ physical conditions are separated into three categories: Health and Safety, Infrastructure, and Learning Environment. While each school building identified areas of specific concern, this information has been aggregated into “Satisfactory” and “Unsatisfactory”. “Unsatisfactory” indicates that the school building identified at least one area of concern. Please note that the 53 school buildings identified as “N/A” and are not included in the Overall Physical Conditions chart.

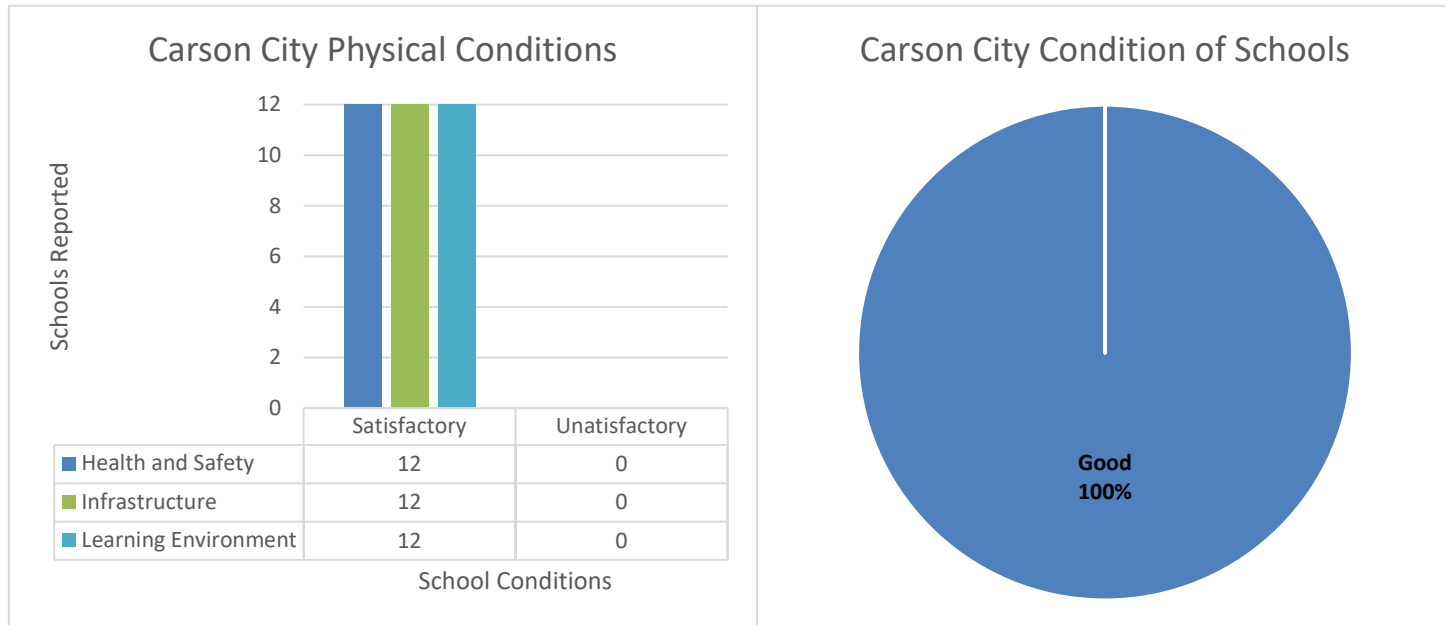


Finally, the following chart demonstrates the average age range of school buildings within each district, with a handful of districts reporting schools as new as one year and five districts reporting schools over 100 years old. The average age of school facilities was 50 years statewide.



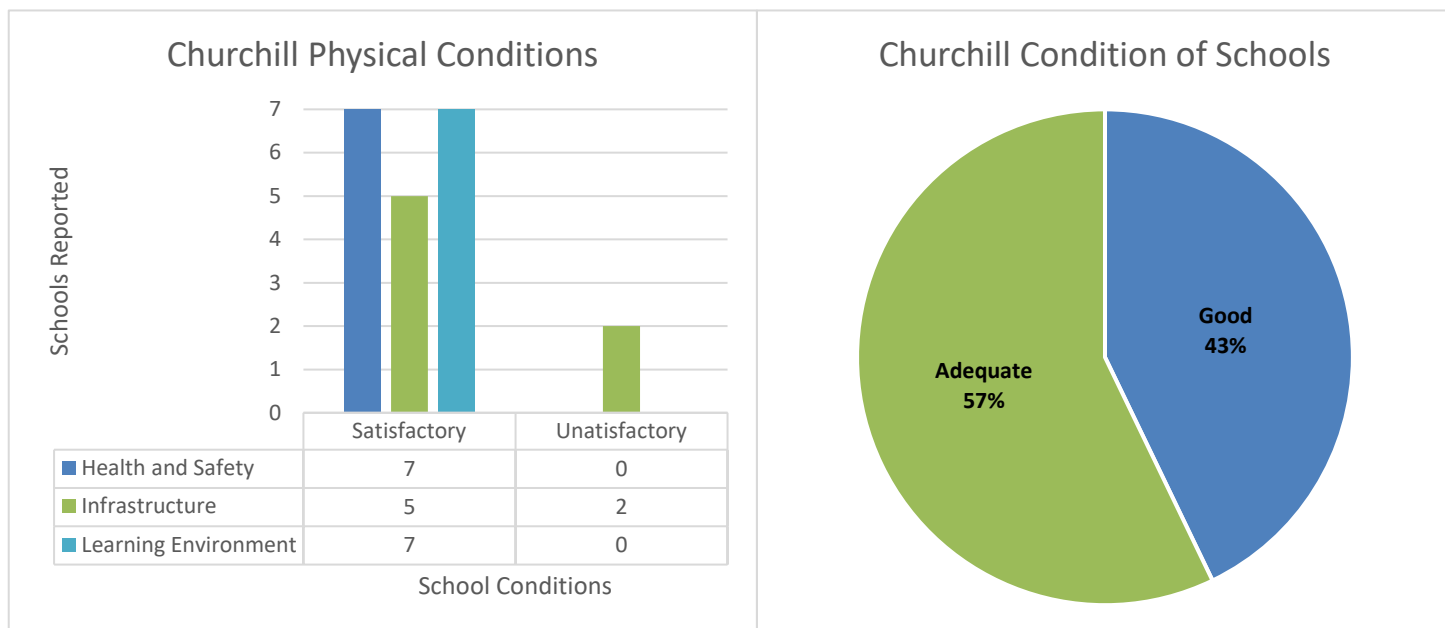
Carson City County School District

Carson City School District (Carson City SD) reported 12 schools and facilities: six elementary and six secondary. All reported schools were reported as being in good condition, with no concerns regarding infrastructure, health and safety, or learning environment.



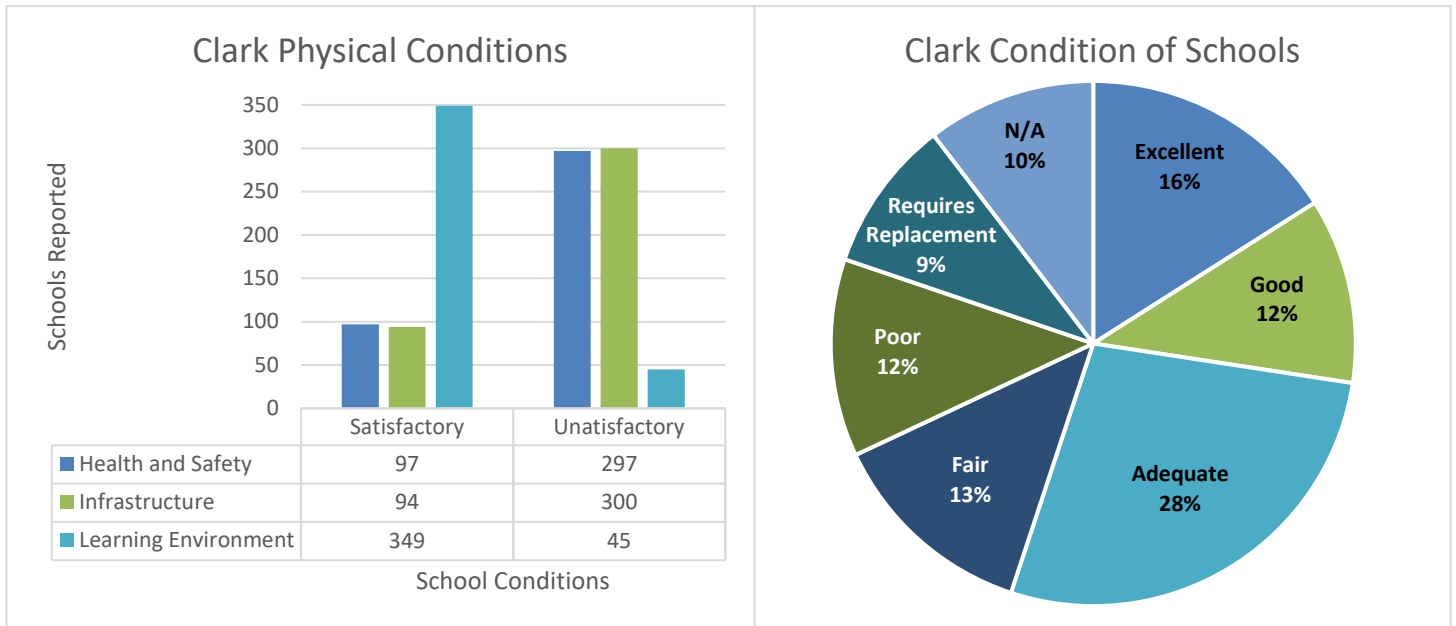
Churchill County School District

Churchill County School District (Churchill CSD) reported seven schools and facilities: three elementary and four secondary. Schools were reported as being in good (43%) or adequate (57%) condition. Churchill CSD reported infrastructure concerns with roofs, foundations, floors, framing, windows, and exterior walls.



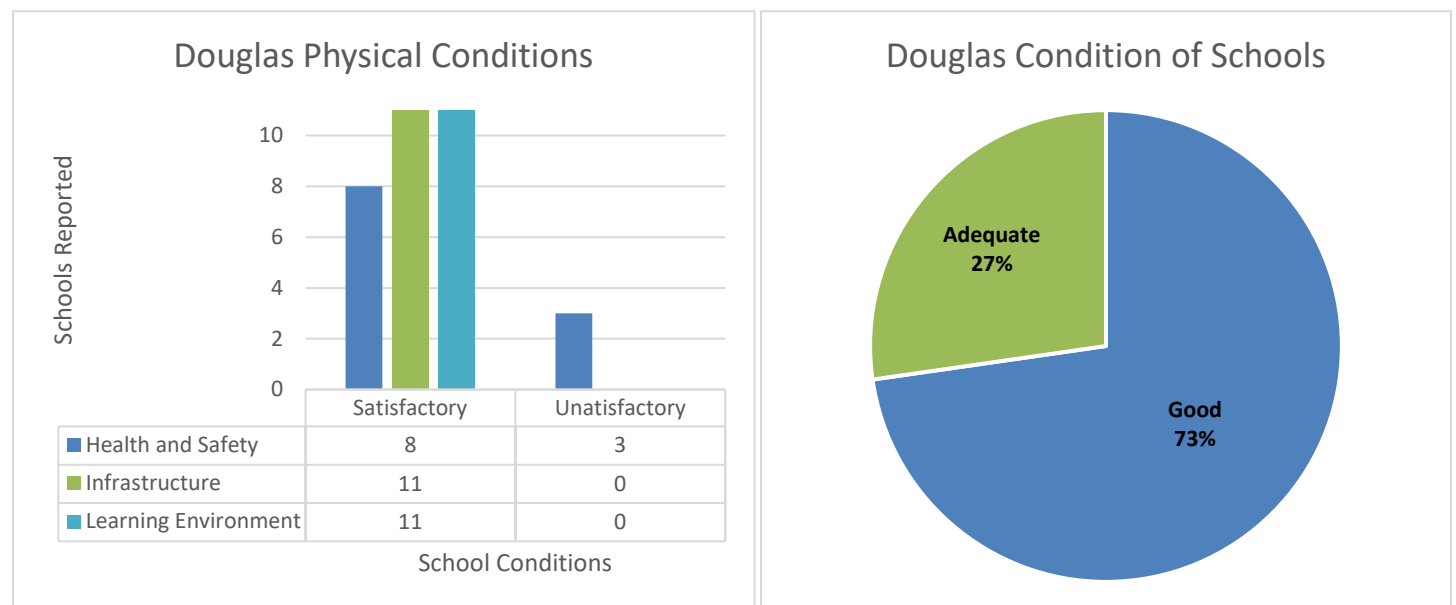
Clark County School District

Clark County School District reported 394 schools and facilities: 229 elementary and 165 secondary. 75% of schools were reported as being in unsatisfactory condition across multiple categories. For health and safety, Clark CSD reported concerns with accessibility and physical security of buildings, the plumbing systems, and the ventilation systems. For infrastructure, they report concern to interior finishes and electrical systems, including power, lighting, and wiring. Clark CSD also reported concerns with overcrowding in over 40 schools, negatively impacting the learning environment.



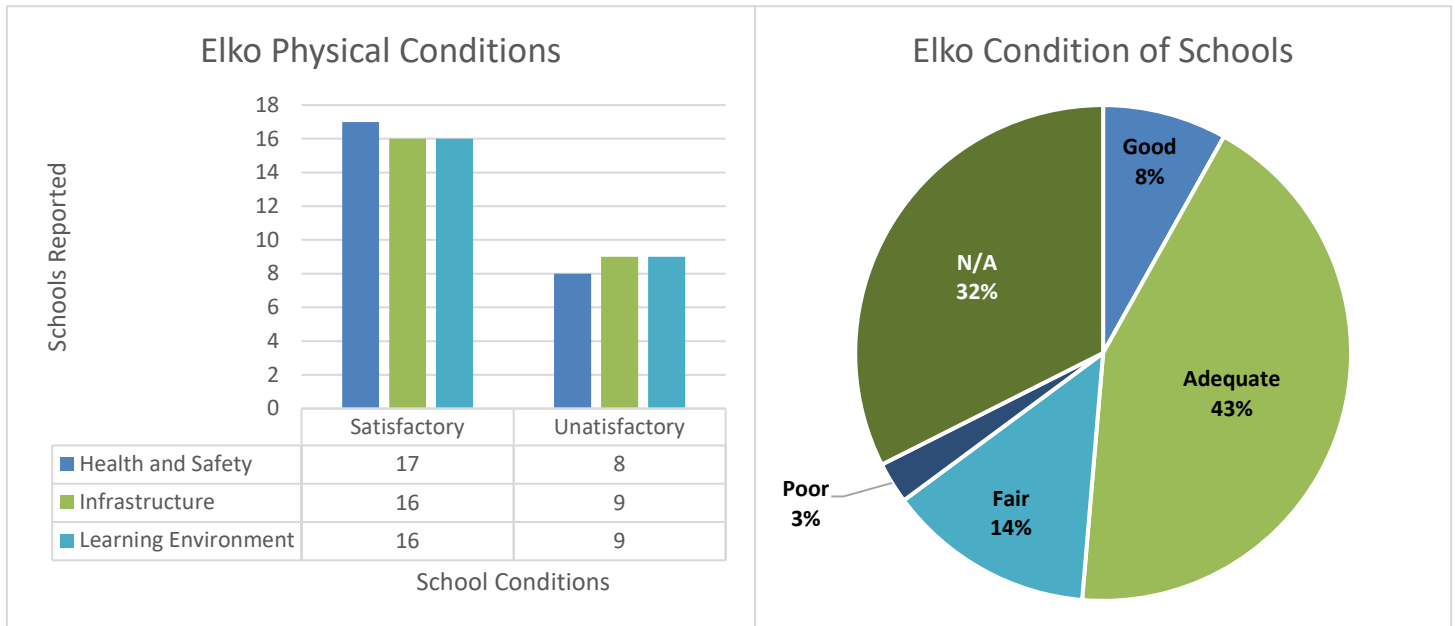
Douglas County School District

Douglas County School District (Douglas CSD) reported 11 schools and facilities: seven elementary and four secondary. Schools were reported as being in good (73%) or adequate (27%) condition. Douglas CSD reported some concerns with plumbing systems but overall, had satisfactory conditions for infrastructure and the learning environment.



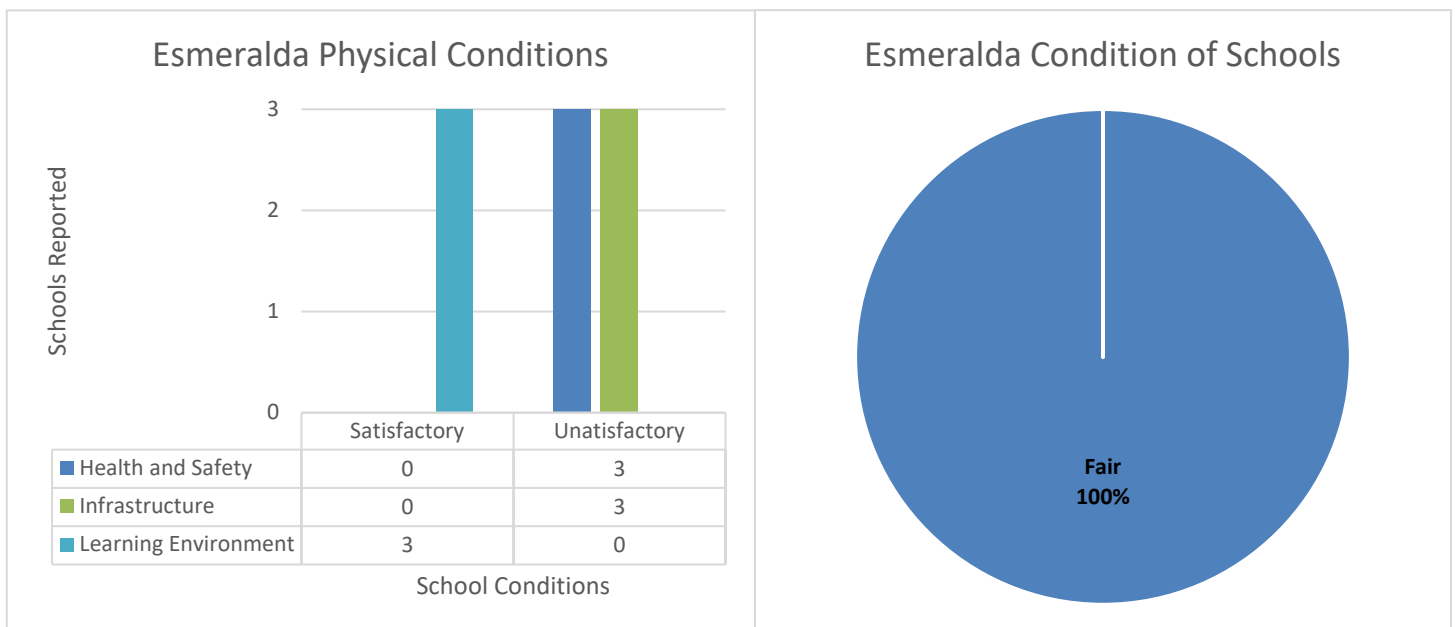
Elko County School District

Elko County School District reported 37 schools and facilities: six elementary and 31 secondary. 43% of schools were reported as being in adequate condition with some unsatisfactory conditions across multiple categories. For health and safety, Elko CSD reported concerns with the ventilation and heating and cooling systems. For infrastructure, they reported concerns with roofs, foundations, floors, framing, windows, and exterior walls. Elko CSD further reported concerns with overcrowding and with internet and the accessibility of learning technologies in 10 schools, negatively impacting the learning environment.



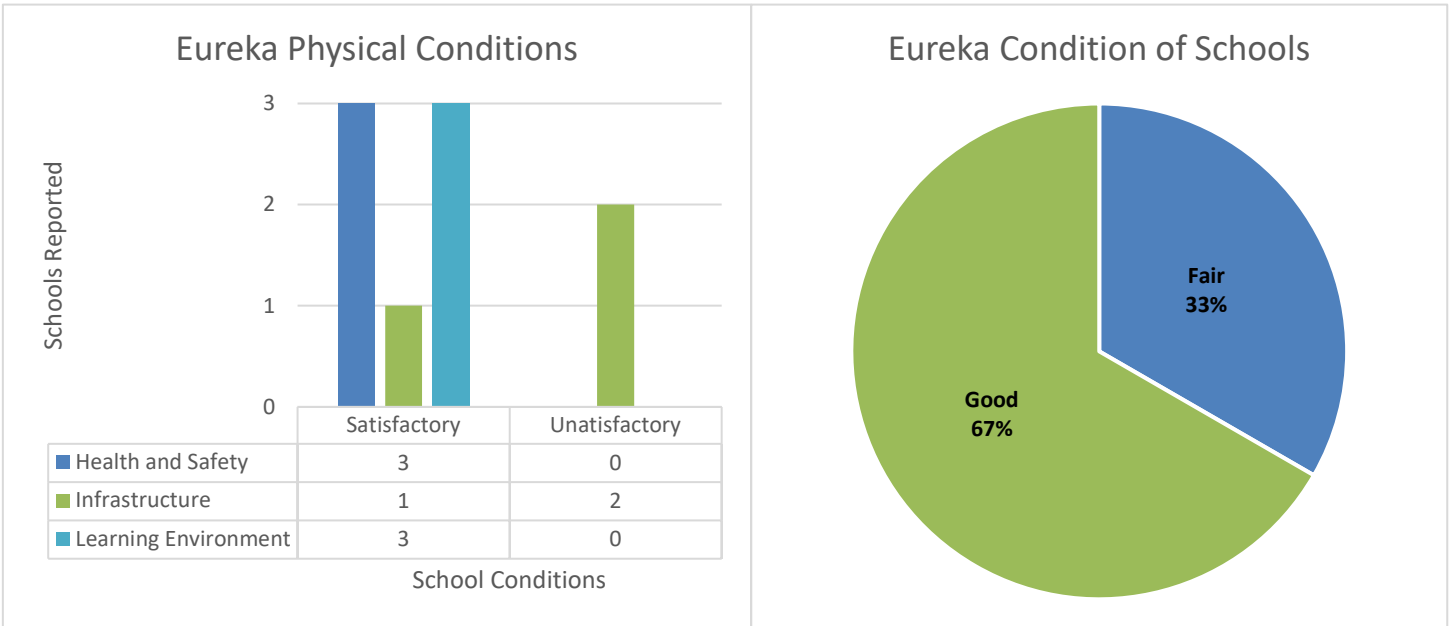
Esmeralda County School District

Esmeralda County School District (Esmeralda CSD) reported three elementary schools. All schools were reported as being in fair condition with unsatisfactory conditions across multiple categories for infrastructure and health and safety. Esmeralda CSD reported satisfactory conditions for the learning environment.



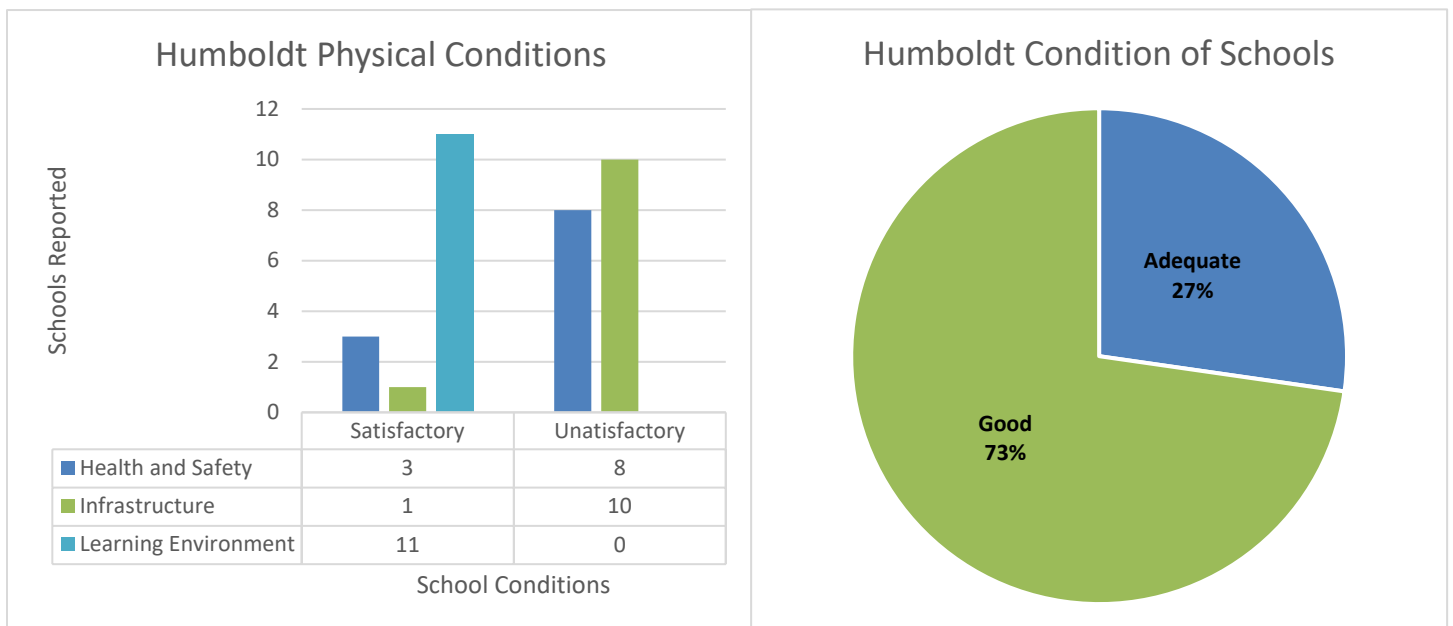
Eureka County School District

Eureka County School District (Eureka CSD) reported three schools and facilities: two elementary and one secondary. 67% of schools were reported as being in good condition and 33% of schools are reported being in fair condition. Eureka CSD reported concerns with roofs, foundations, floors, framing, windows, or exterior walls, and additional concerns with the electrical system to include power, lighting, and wiring, and satisfactory conditions for the learning environment.



Humboldt County School District

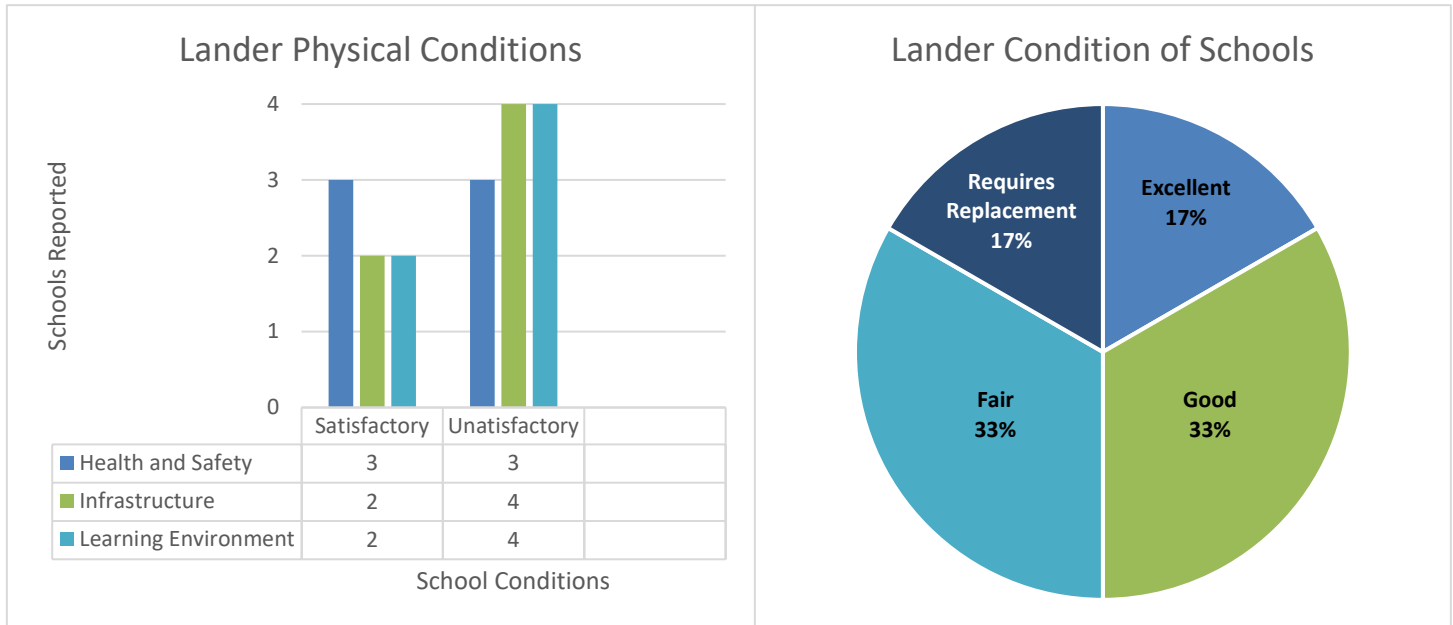
Humboldt County School District (Humboldt CSD) reported 11 schools and facilities: three elementary and eight secondary. 73% of schools were reported as being in good condition and 27% are reported being in adequate condition. For health and safety, Humboldt CSD reported concerns with accessibility and physical security, plumbing systems and ventilation, heating, and cooling systems. For infrastructure, they reported concerns with the electrical systems, including power, lighting, and wiring. They further reported concerns with roofs, foundations, floors, framing, windows, and exterior walls. Humboldt CSD reported overall satisfactory conditions for the learning environment.



Lander County School District

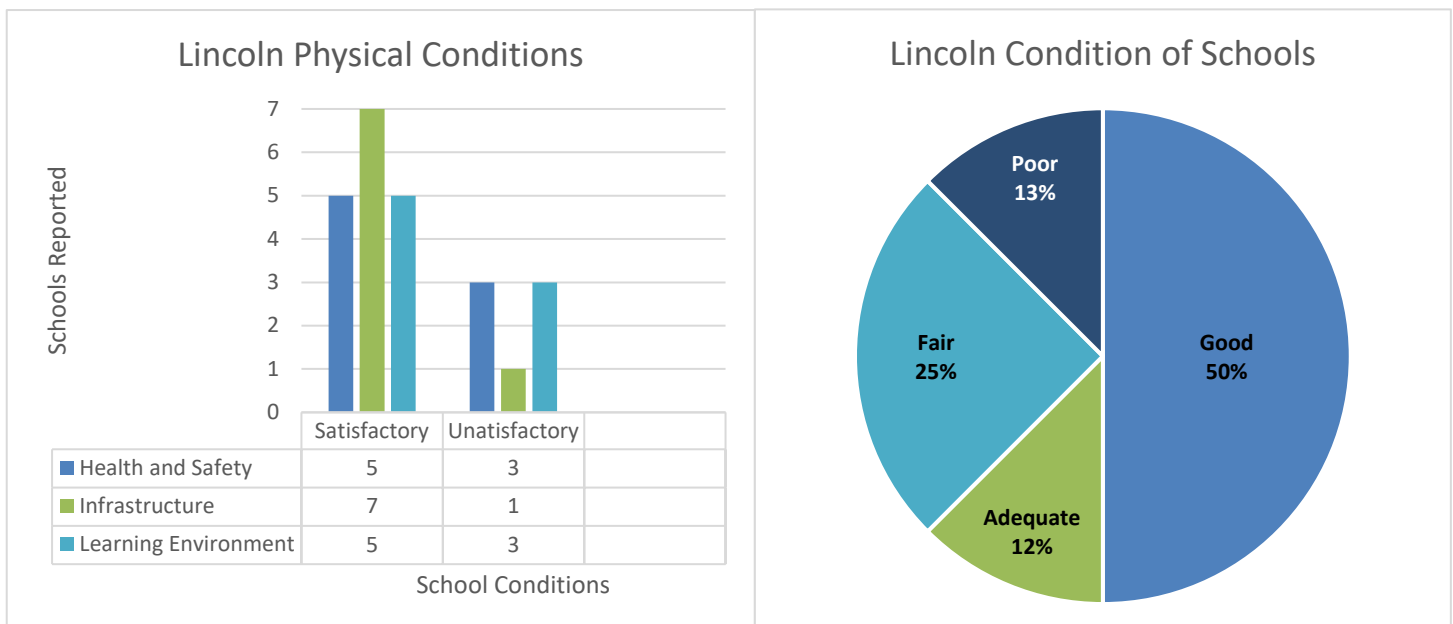
Lander County School District (Lander CSD) reported for six schools and facilities: three elementary and three secondary. Schools were reported across the spectrum ranging from “needs replacement” to “excellent”. For health and safety, Lander CSD reported concerns with mold, insects, or other related conditions. They also reported concerns with accessibility and physical security of buildings.

For infrastructure, they reported concerns with interior finishes, roofs, foundations, floors, framing, windows, and exterior walls. Lander CSD further reported concerns with acoustics and noise control, negatively impacting the learning environment.



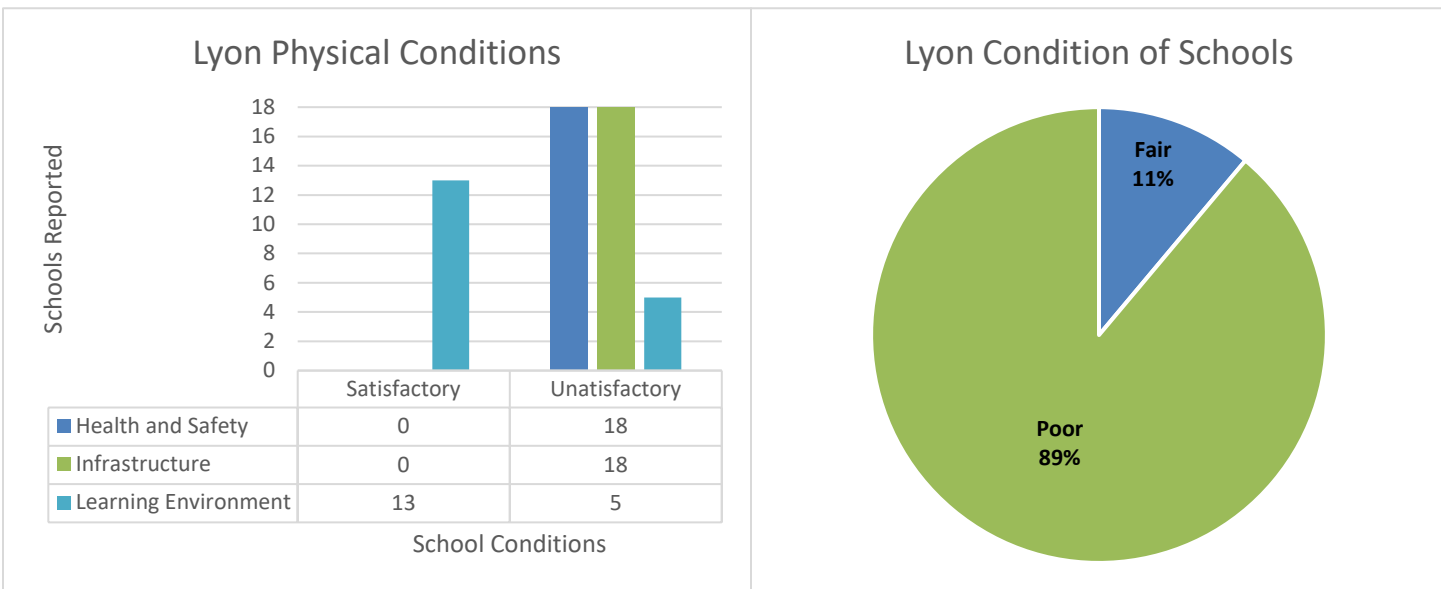
Lincoln County School District

Lincoln County School District (Lincoln CSD) reported eight schools and facilities: four elementary and four secondary. The majority or 50% of schools were reported to be in good condition. Lincoln CSD reported some concerns in school safety with the accessibility and physical security of buildings. They also reported some concerns with overcrowding, access to the internet, and learning technologies negatively impacting the learning environment.



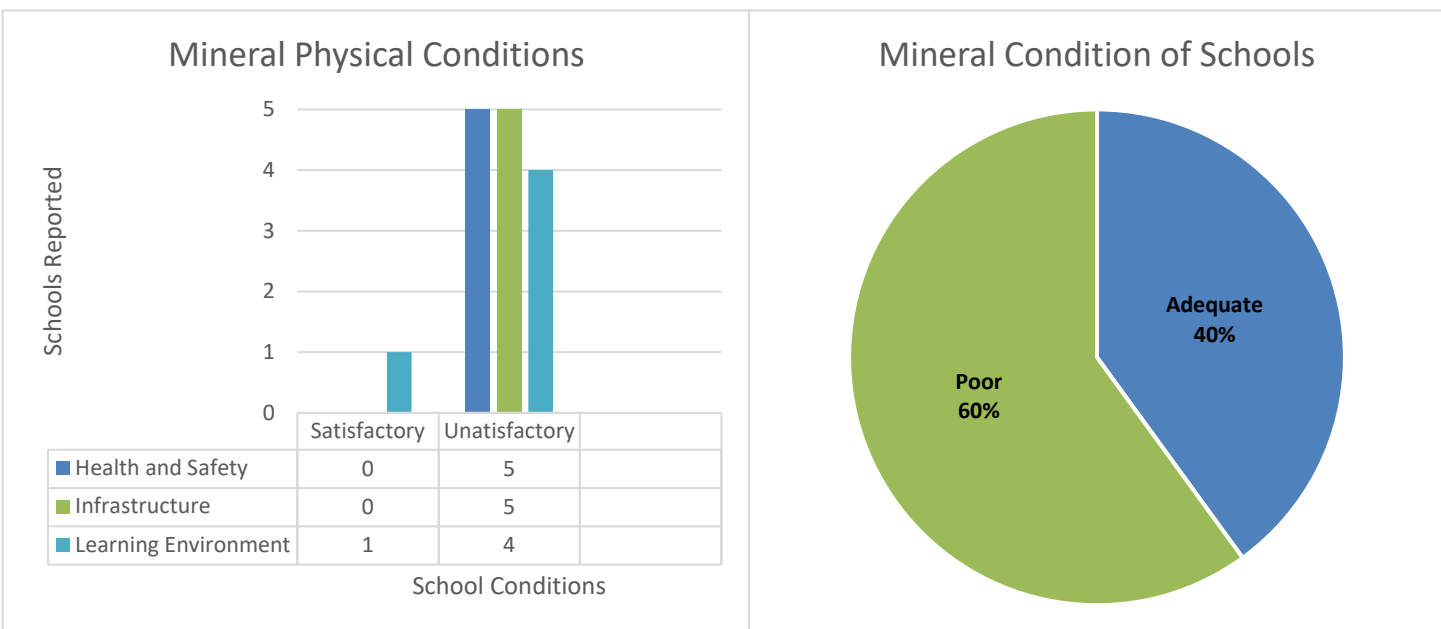
Lyon County School District

Lyon County School District (Lyon CSD) reported 18 schools and facilities: eight elementary and 10 secondary. 89% of schools were reported as being in poor condition and 11% of buildings reported as being in fair condition. For infrastructure and health and safety, Lyon CSD reported concerns with the ventilation, heating and cooling systems. Lyon CSD further reported concerns with overcrowding in five schools negatively impacting the learning environment.



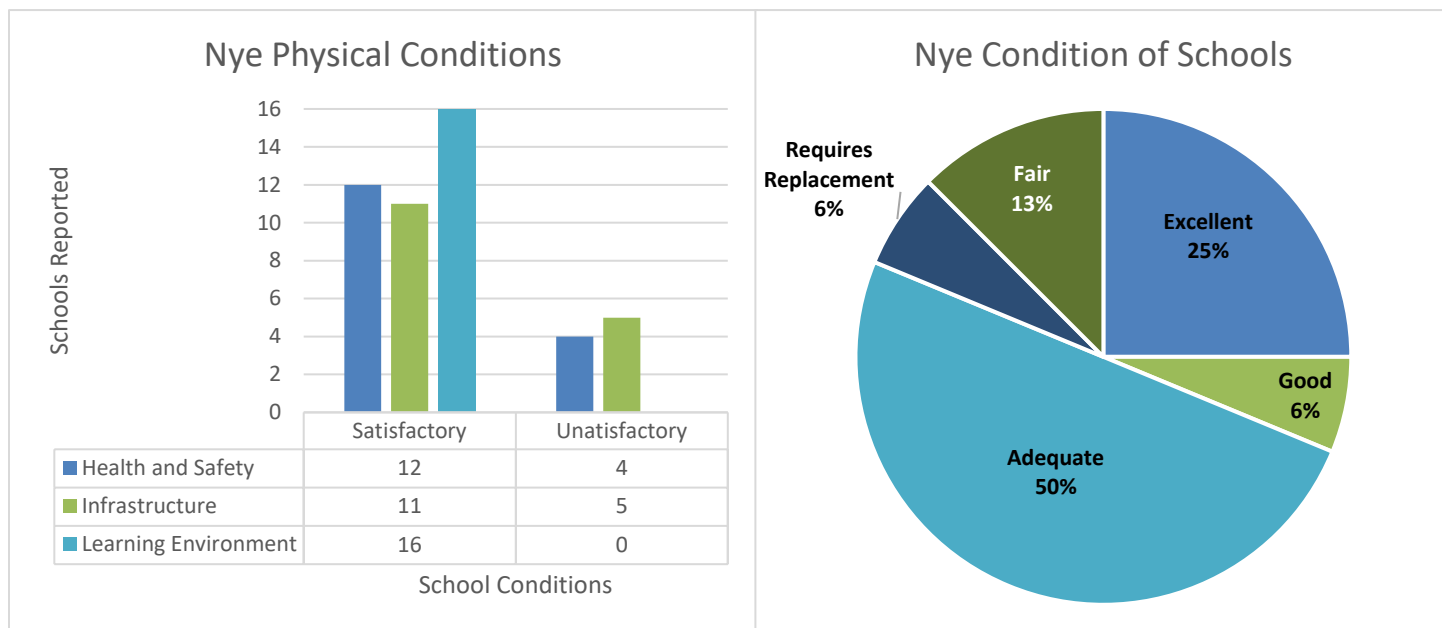
Mineral County School District

Mineral County School District (Mineral CSD) reported five schools and facilities: two elementary and three secondary. The majority of schools or 60% were reported as being in poor condition and 40% of buildings were reported as being in adequate condition. For health and safety, Mineral CSD reported concerns with the ventilation, heating and cooling systems. For infrastructure, they also report concerns with roofs, foundations, floors, framing, windows, and exterior walls. Mineral CSD further reported concerns with overcrowding and unsatisfactory conditions which equals 80% of schools negatively impacting the learning environment.



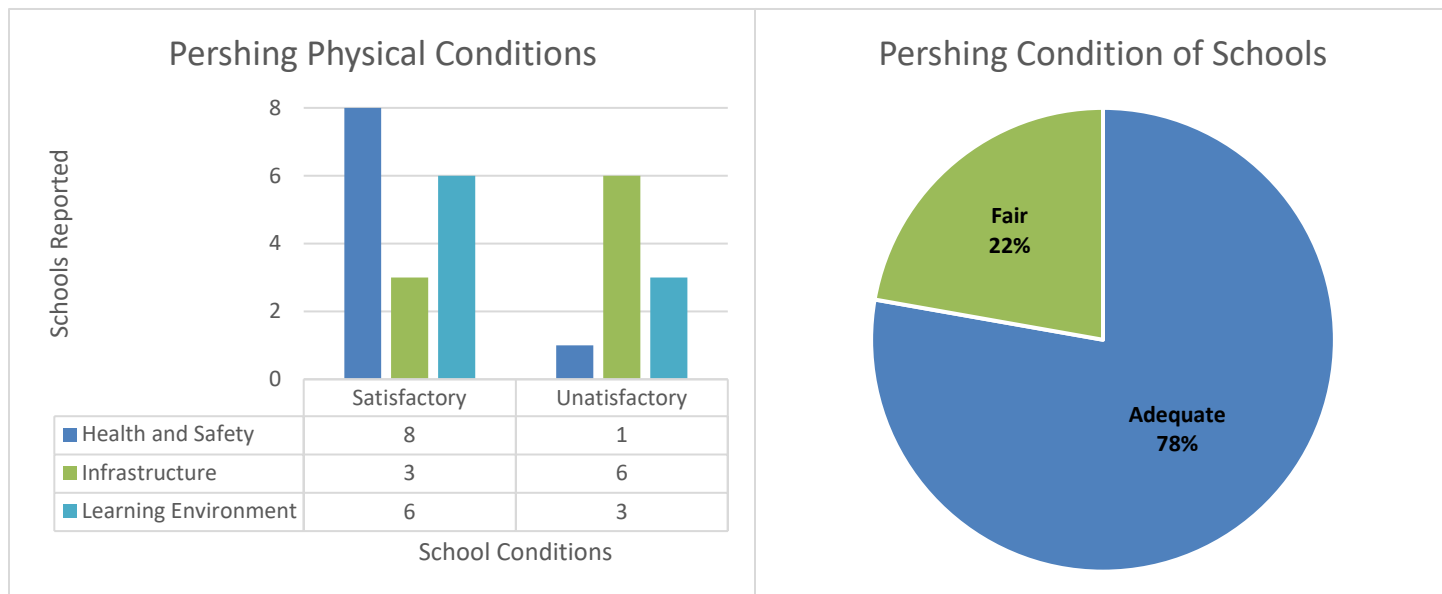
Nye County School District

Nye County School District (Nye CSD) reported 16 schools and facilities: seven elementary and nine secondary. The majority of schools or 50% were reported as being in adequate condition. For health and safety, Nye CSD reported concerns with the plumbing, ventilation, heating, and cooling systems. For infrastructure, they report with roofs, foundations, floors, framing, windows, and exterior walls. Nye CSD reported overall satisfactory conditions for the learning environment.



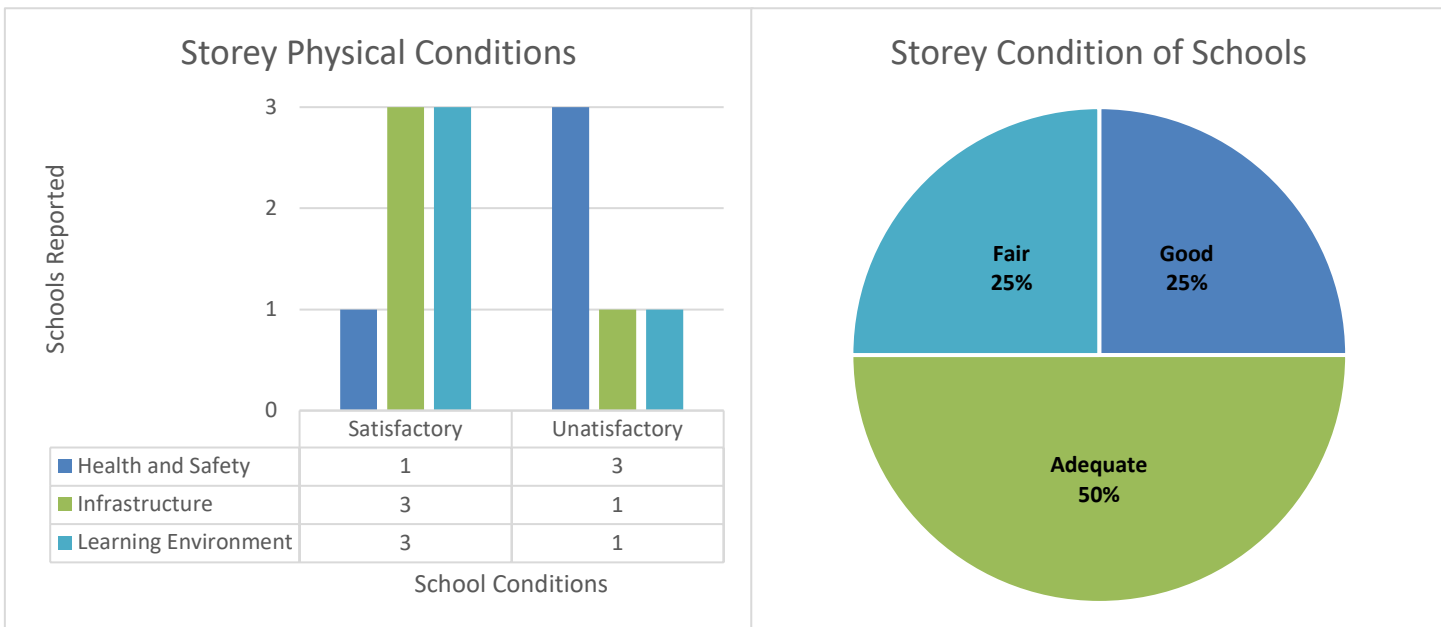
Pershing County School District

Pershing County School District (Pershing CSD) reported nine schools and facilities: two elementary and seven secondary. 78% of schools were reported as being in adequate condition and 22% were reported as being in fair condition. Pershing CSD reported some concerns with the plumbing systems and with roofs, foundations, floors, framing, windows, and exterior walls. They also reported some concerns with overcrowding, negatively impacting the learning environment.



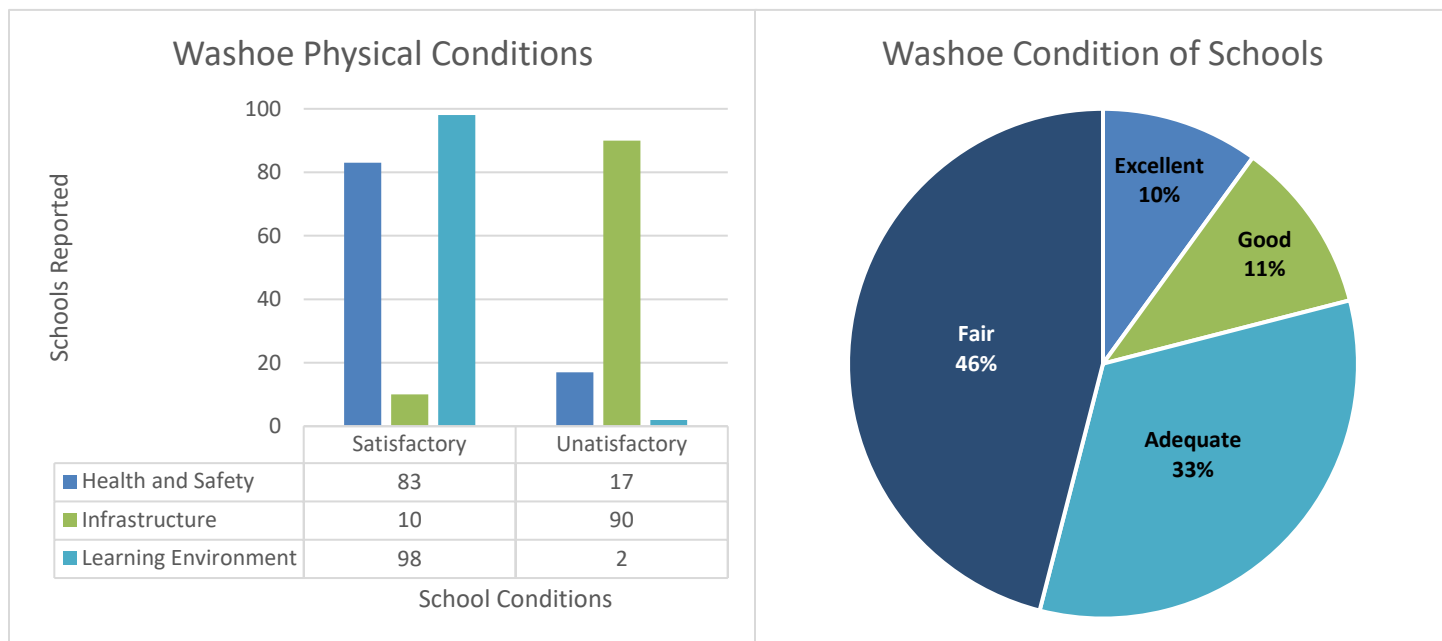
Storey County School District

Storey County School District (Storey CSD) reported four schools and facilities: two elementary and two secondary. The majority of schools were reported as being in adequate condition. Storey CSD reported some concerns with accessibility, physical security of buildings, and the ventilation systems. They also reported concerns with unsatisfactory conditions across multiple categories which has negatively impacted the learning environment.



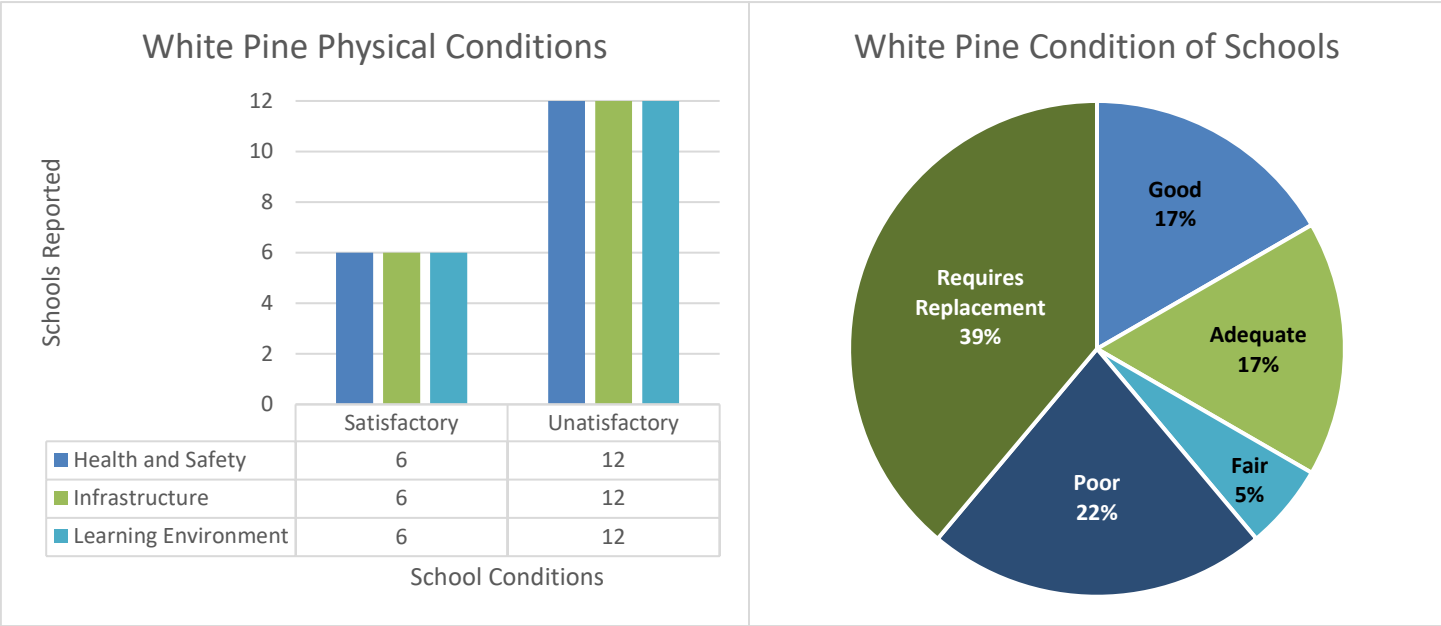
Washoe County School District

Washoe County School District (Washoe CSD) reported 100 schools and facilities: 62 elementary and 38 secondary. The majority of schools or 46% were reported as being in fair condition. Washoe CSD reported concerns across multiple categories including accessibility and physical security of buildings, plumbing systems, and ventilation systems. Washoe CSD reported overall satisfactory conditions for the learning environment.



White Pine County School District

White Pine County School District (White Pine CSD) reported 18 schools and facilities: ten elementary and eight secondary. The majority of schools were reported as requiring replacement and being in poor condition across multiple categories. White Pine CSD reported concerns with infrastructure and health and safety negatively impacting the learning environment.



Conclusion

If you have any questions regarding this report, please contact Mario Salinas, Office of Division Compliance, via email at sidcompliance@doe.nv.gov