

# Clark County School District - Becoming the Destination District

Nevada State Board of Education

December 10, 2025

Felicia Gonzales, Deputy Superintendent, Business and Operations

Dr. Jesse Welsh, Deputy Superintendent, Teaching and Learning



*We are*  
**CCSD**  
DESTINATION DISTRICT

# TODAY'S PRESENTATION

12/10/2025



01 CELEBRATIONS AND  
ACCOMPLISHMENTS

02 NEXT STEPS

03 CHALLENGES AND  
OPPORTUNITIES

04 CONCLUSION AND  
DISCUSSION

# CELEBRATIONS AND ACCOMPLISHMENTS

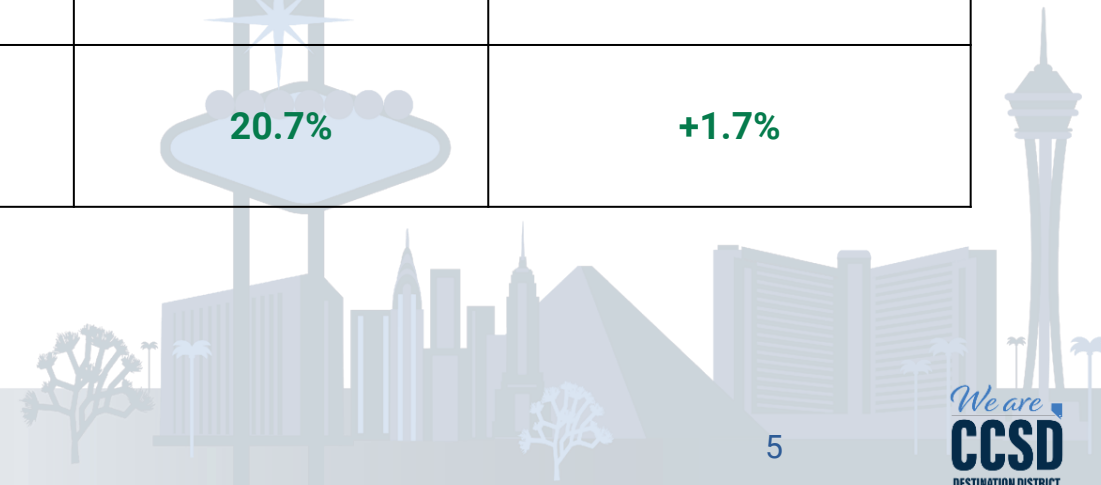
District on the move

# English Language Arts Proficiency Rates

Measure	2018–2019 Actual	2023–2024 Actual	2024–2025 Actual	Year-Over-Year Change
SBAC English Language Arts Proficiency Grade 3	46.7%	39.7%	43.6%	+3.9%
SBAC English Language Arts Proficiency Grades 3–5	49.5%	41.6%	45.3%	+3.7%
SBAC English Language Arts Proficiency Grades 6–8	47.1%	37.1%	42.5%	+5.4%
ACT English Language Arts Proficiency Grade 11	46.2%	46.3%	48.8%	+2.5%

# Mathematics Proficiency Rates

Measure	2018–2019 Actual	2023–2024 Actual	2024–2025 Actual	Year-Over-Year Change
SBAC Mathematics Proficiency Grades 3–5	42.2%	36.0%	39.1%	+3.1%
SBAC Mathematics Proficiency Grades 6–8	31.0%	24.3%	26.9%	+2.6%
ACT Mathematics Proficiency Grade 11	24.5%	19.0%	20.7%	+1.7%

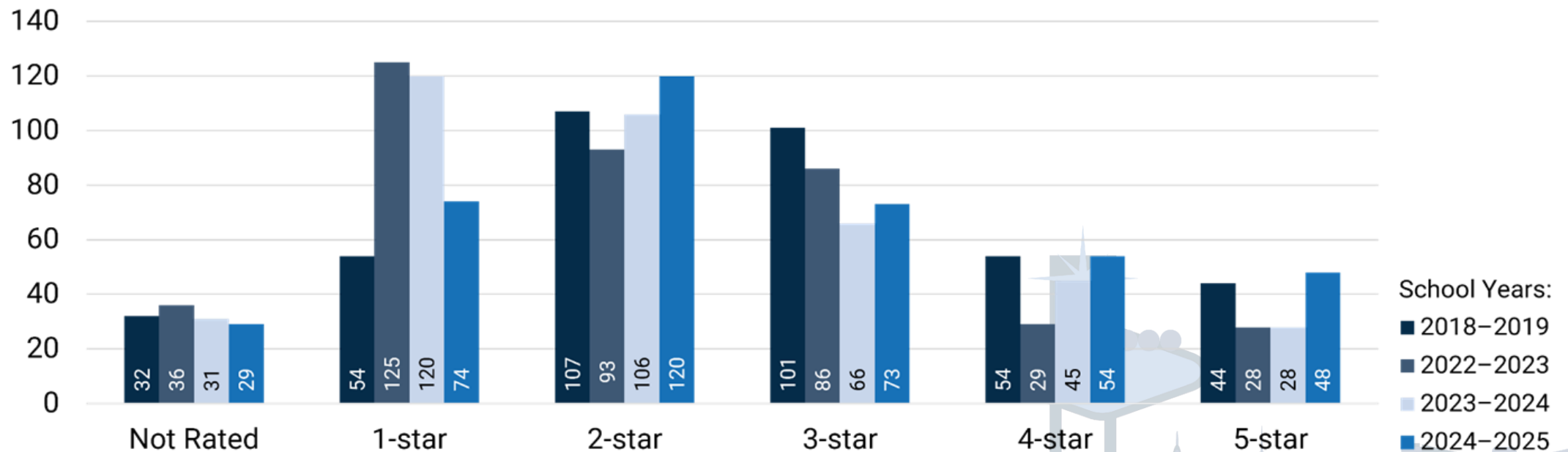


# Science Proficiency Rates

Measure	2018–2019 Actual	2023–2024 Actual	2024–2025 Actual	Year-Over-Year Change
Criterion-Referenced Test Science Proficiency Grade 5	22.7%	12.2%	15.7%	+3.5%
Criterion-Referenced Test Science Proficiency Grade 8	35.3%	33.1%	34.1%	+1.0%
Criterion-Referenced Test Science Proficiency Grade 10	26.9%	19.6%	22.9%	+3.3%

# Nevada School Performance Framework (NSPF) Ratings

Count of Schools at Each Star Rating



Data is provided for the last three school years, with 2018-2019 included as a pre-COVID-19 pandemic reference.

# NSPF Ratings (continued)

*136 Schools made improvements  
on their overall Star Ratings*

*50 Schools improved by 20 or more  
NSPF Index Points*

## INCREASED BY THREE STARS

- Marshall C. Darnell Elementary School
  - Improved to a 4-Star Rating
- Daniel Goldfarb Elementary School
  - Improved to a 4-Star Rating
- Frank Kim Elementary School
  - Improved to a 4-Star Rating

## INCREASED BY TWO STARS

- Jan Jones Blackhurst Elementary School
- Victoria Fertitta Middle School
- John C. Fremont Professional Development Middle School
- Elton M. and Madelaine E. Garrett Junior High School
- James I. Gibson Elementary School
- Carroll M. Johnston STEM Academy of Environmental Studies
- Jack and Terry Mannion Middle School
- Ernest J. May Elementary School
- Quannah McCall Elementary School
- Bob Miller Middle School
- Sandy Searles Miller Elementary School Academy for International Studies
- Mission High School
- Lucille S. Rogers Elementary School
- Tyrone Thompson Elementary School
- Del E. Webb Middle School



# Graduation Rates

- CCSD graduation rate improvements were observed in all student groups.
  - Special Education (+9.7%)
  - English Learners (+9.5%)
  - Black/African American (+8.9%)
- The District graduation rate improved by 5.1% to 86.6% for 2024–2025.
- Out of 73 high schools, 49 achieved an overall graduation rate above 90% (67%) with six schools achieving a 100% graduation rate for the 2024–2025 school year.



# Superintendent Ebert - First 100 Days Achievements

- 500 Pre-K seats added at 33 schools through Nevada Ready! Pre-K program.
- Filled more than 16,000 classrooms with licensed teachers, more than 2024–2025 (15,574) or 2023–2024 (15,004).
- 98% of classrooms were filled with a licensed teacher, a recent record.
- Teacher retention has increased from 90% in 2022–2023 to 94.4% in 2023–2024.
- Completion of teachers' contract at the start of the school year, with 97% of teachers who voted ratifying the contract.



# NEXT STEPS

2025–2026 and 2026–2027 School Years

# Core Four Bridge Work

- Pre-Kindergarten
  - Create capacity for additional Pre-K seats
  - Establish a cohesive, county-wide strategy to enroll our most at-risk students
  - Provide teachers and administrators with support and professional learning
- Early Literacy
  - Differentiate instruction to best meet the needs of students through Tier II and Tier III interventions
  - Provide teachers and school leaders with ongoing support, professional learning, and coaching
  - Work with community partners to offer resources to help families overcome barriers



# Core Four Bridge Work (continued)

- Middle School Mathematics
  - Provide support and professional learning to effectively implement best practices and ensure strong mathematical pedagogy to build conceptual understanding
  - Strengthen Tier II supports such as small group instruction and reteaching
  - Re-establish common semester exams
- Workforce and College Readiness
  - Align education pathways with workforce and preparation needs
  - Ensure coherent, sequenced enrollment in full pathways
  - Develop personalized, aligned postsecondary plans for students





# District Strategic Plan

- Destination District Survey
  - Approximately 50,000 responses from students, parents/guardians, staff, and community
  - Best things about CCSD
  - How to help all students succeed
  - Future of CCSD to make it the best place to learn, work, and partner
- Stakeholder Interviews
- Community Dream Sessions
  - Engaging with in-person and virtual meetings

- **Fall 2025 and Winter 2026**  
Community Listening Sessions
- **Winter 2026**  
Development and Refinement of Plans
- **Spring 2026**  
Launch of Plan
- **Summer and Fall 2026**  
Incorporating the plan into all strategies for the 2026–2027 school year—and beyond

# Additional Next Steps

- School Start Times
- Hard-to-Fill Teacher Pay (Assembly Bill 398, 2025)
- Salary Review and Adjustment Process (SRAP)
- Facilities Master Plan
- Artificial Intelligence
  - Staff implementation and training and student pilots
- Assembly Bill 495 funds (2023)
  - Spring break learning, summer learning opportunities, and summer credit recovery



# CHALLENGES AND OPPORTUNITIES

A stylized, dark blue silhouette of a city skyline is visible in the background. It includes a prominent sign with a star on top, several skyscrapers, palm trees, and a tower with a circular observation deck.

How to improve learning faster for our students

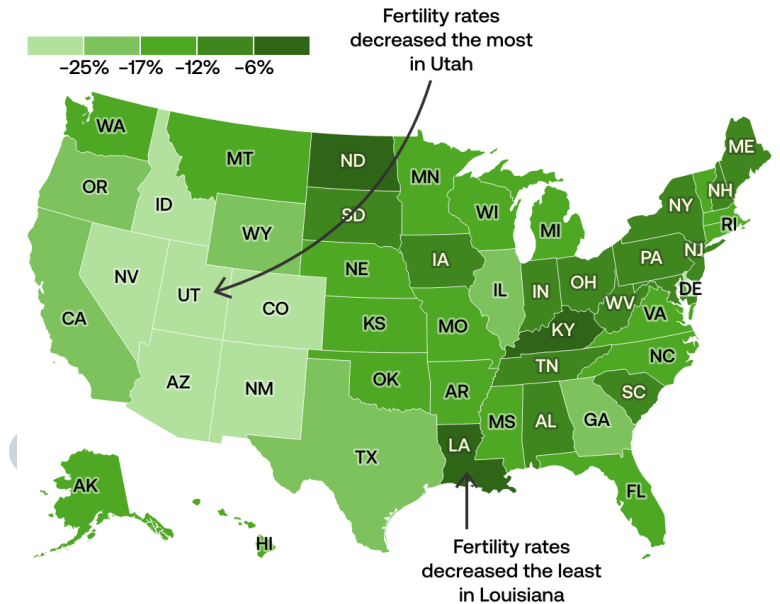


# Challenges and Opportunities

- One-time transportation funding
- Statewide i-Ready implementation support
- Senate Bill 460 (2025) and accountability system updates
- National and state enrollment declines
- Pre-K expansion funding
- Early literacy funding

Fertility rates decreased in all states between 2005 and 2022.

Percent change in fertility rate, by state



Fertility rate: Number of births per 1,000 women ages 15–44  
Source: Centers for Disease Control

USA Facts

# CONCLUSION AND DISCUSSION

Opportunity for discussion and questions

# CCSD



---

## CLARK COUNTY

---

## SCHOOL DISTRICT

### BOARD OF SCHOOL TRUSTEES

Irene Bustamante Adams, President  
Brenda Zamora, Vice President  
Tameka Henry, Clerk  
Isaac Barron, Member  
Lorena Biassotti, Member  
Linda P. Cavazos, Member  
Lydia Dominguez, Member  
Ramona Esparza-Stoffregan, Member  
Adam Johnson, Member  
Lisa Satory, Member  
Emily Stevens, Member  
Jhone Ebert, Superintendent

