


# Commission on School Funding

Working Group - 11/29/2023

Paul Johnson  
Commission On School Funding

December 15, 2023

# Table of Contents


- Alignment of Performance Measures
    - Nevada School Performance Framework
    - Nevada Report Card
    - Acing Accountability
    - Commission on School Fund (SB 98)
    - Nevada Revised Statutes
  - Streamline (West Ed follow-up)
    - Local, State and Federal Regulations
      - NDE and District Inventory of data collection and reporting requirements
      - Third party review and recommendations
- 

# Pursuit of Optimal Funding

- Funding that will enable Nevada schools/districts to produce exemplary student performance on par with the nation's best
- Aligned with the State Improvement Plan



# Commission on School Funding (CSF) “To Do” List

- Review and provide guidance on PCFP
  - Review of Education Laws and Regulations
  - Public Education Accountability Measures
    - Academic Achievement
    - Literacy
    - Staffing
    - Meeting expectations of students, parents or guardians, teachers and administrators
    - Transparency
  - Public Education Accessibility
  - Review of School District Reports
  - Presentation of Findings
  - Interim Study on School Funding
  - Interim Study on School Accountability
- 

# School Performance Framework - Elementary


Academic Achievement	Growth	English Language Proficiency (ELA)	Closing Opportunity Gaps	Student Engagement
Pooled Proficiency	Match Median Growth Percentile *MGP)	WIDA AGP	Math Closing Opportunity Gaps	Chronic absenteeism
Read by Grade 3	ELA MGP		ELA Closing Opportunity Gaps	
	Math Adequate Growth Percentile (AGP)			
	ELA AGP			

# School Performance Framework - High School


Academic Achievement	Growth Rates	English Language Proficiency (ELA)	College and Career Readiness	Student Engagement
Math Proficiency	*4-year ACGR	WIDA AGP	Post-secondary preparation participation	Chronic absenteeism
ELA Proficiency	*5-year ACGR		Post-secondary preparation completion	9th Grade Credit Sufficiency
Science Proficiency				

\*ACGR = Adequate Cohort Graduation Rate

# Acing Accountability

- To what degree are districts effectively implementing reading and mathematic resources
  - To what degree are K-3 students demonstrating progress toward mastery in literacy, as measured by the Measures of Academic Progress (MAP) growth in reading assessment
  - To what degree are 4-8 students demonstrating growth and proficiency in mathematics, as measured by the Smarter Balanced Assessment Consortium (SBAC) assessment?
  - To what degree are high school graduates prepared for success in college or a career?
  - To what degree do districts have the workforce to meet the needs of every student
  - To what degree are districts using innovative solutions to meet the unique needs of their students
- 

# NASS iNVEST Priorities - 2022

1. Fund districts and schools to hire and retain high quality staff in a competitive labor market
  2. Increase equitable educational opportunities by ensuring adequate resource to meet the needs of all students
  3. Improve extra/co-curricular offerings at all schools including after school programs and clubs to support the whole student
  4. Invest in school facilities to accommodate growth; address equity; ensure a more safe, healthy, secure and effective learning environment; and improve operational efficiency
- 





# Streamline and Simplify Reporting Requirements

- CSF - Review of District Reports
    - Review District Reports on the Use of Pupil Centered Funding Plan is Being Used to Improve Student Performance
    - Submit Reviewed District Reports, with Comments, to Governor, Director Legislative Counsel Bureau, the Joint Interim Standing Committee on Education and the Interim Finance Committee
  - Generate and inventory of Reports and Requirements
    - School District and NDE
  - Third party review, verification and recommendations
- 