

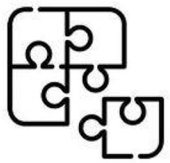


Opportunity**180**[°]



Nevada Commission On School Funding

March 22, 2024





ABOUT OPPORTUNITY 180



GOOD GOVERNANCE

Ensuring student-centered governance practices are leveraged among decision-makers



GREAT IDEAS IN ACTION

Activating education leaders and entrepreneurs to improve educational opportunities for kids



GOOD DATA

Creating a common language on school performance through the use of data



ENGAGED COMMUNITY

Elevating student and family voice in the solutions of educational challenges



MORE GREAT SCHOOLS

Ensuring every student has a great school in their neighborhood



Why Measuring Impact Matters



[Fordham Institute](#) - "The Power of Expectations in District and Charter Schools"

"All students need teachers who expect great things of them and behave accordingly."

[2022 NAEP Data](#) - 20 years of academic growth lost in two years nationwide, with Nevada students continuing to struggle

[NCLB](#) - By having unclear or undefined impact measures, the achievement gap for our most vulnerable students increases; consistent with NAEP results

Guiding Principles

Focusing on measures with evidence for positive life outcomes



Ease of access to data

Prioritizing what's within a school's control



Measuring myriad external contributing factors to educational performance

Concentrating on measurable, SMART outcomes and goals



What's popular

Simple understanding of school performance for stakeholders



Capturing every possible measure



Elementary School: Literacy as the Foundation

NSPF Category	Current Metric	Proposed Metric
Academic Achievement	% math proficiency % ELA proficiency % Science Proficiency <i>Above are currently "pooled"</i> % 3rd grade ELA proficiency	% 3rd grade ELA proficiency % 2nd & 3rd grade students scoring in 65th percentile on MAP % math proficiency* % ELA proficiency* <i>*Pooled</i>
Growth (Achievement)	Math MGP ELA MGP % meeting math AGP % meeting ELA AGP	% K-3 meeting MAP growth goal BOY to EOY % 4th and 5th meeting math AGP % 4th and 5th meeting ELA AGP
English Language Proficiency	% EL meeting AGP (WIDA)	% EL meeting AGP (WIDA)
Closing Opportunity Gaps	% of prior non-proficient students meeting math AGP % of prior non-proficient students meeting ELA AGP	% previously non-proficient students reaching proficient % previously non-proficient students meeting AGP
Student Engagement	Chronic absenteeism	Research-backed student surveys (already existing)



Middle School: Reading to Learn

NSPF Category	Current Metric	Proposed Metric
Academic Achievement	% math proficiency % ELA proficiency % science proficiency % pooled proficiency	% math proficiency % ELA Proficiency % 8th grade students proficient in math
Growth (Achievement)	Math MGP ELA MGP % meeting math AGP % meeting ELA AGP	% meeting math AGP % meeting ELA AGP
English Language Proficiency	% EL Meeting AGP (WIDA)	% EL Meeting AGP (WIDA)
Closing Opportunity Gaps	% of prior non-proficient students meeting math AGP % of prior non-proficient students meeting ELA AGP	% previously non-proficient students reaching proficient % previously non-proficient students meeting AGP
Student Engagement	Chronic absenteeism Academic Learning Plans MAC 389.445 requirements	% of students enrolled in pre-AP/AP courses % of students enrolled in activities/ sports/clubs



High School: Ready for Life

NSPF Category	Current Metric	Proposed Metric
Academic Achievement	% math proficiency % ELA proficiency % science proficiency	% of students scoring 22+ on ACT % increase in proficiency in Math and ELA
Graduation Rates	4-year ACGR 5-year ACGR	4-year ACGR 5-year ACGR (report only)
English Language Proficiency	% EL meeting AGP (WIDA)	% EL Meeting AGP (WIDA)
College & Career Readiness	Post-secondary preparation program participation and completion (AP, IB, Dual Credit/Dual Enrollment, CTE) % Advanced Diploma or CCR Diploma	Post-secondary preparation program participation and completion (AP, IB, Dual Credit/Dual Enrollment, CTE) % Advanced Diploma or CCR Diploma
Student Engagement	Chronic absenteeism % credit sufficiency	% of students enrolled in activities/ sports/clubs 9 th and 10 th grade CCR credit sufficiency

Reportable Measures (Non-Evaluative)

- Chronic absenteeism
- Tardiness
- Student discipline measures
- Student experience measures
- Long-term substitute teachers
- Overall teacher vacancy rates
- Teacher tenure
- Average per-pupil spend
- Science proficiency
- Five-year ACGR

The Challenge (and Necessity) of High Expectations

**"We can
do hard
things."**

Glennon Doyle



● Connect on Facebook,
LinkedIn, and X
@Opportunity180

● Check out the school
performance data portal
www.greatschoolsallkids.org

● Visit our website
www.opportunity180.org

Jana Wilcox Lavin
CEO

jana@opportunity180.org