

---

# NSHE COLLEGE READINESS DATA DASHBOARD

JANUARY 14, 2026

Prepared by the  
**NSHE Department of Academic and Student Affairs**

For Presentation to the  
**Nevada State Board of Education**

# COLLEGE READINESS DATA DASHBOARD: ABOUT DASHBOARD

[https://ir.nevada.edu/college\\_readiness.php](https://ir.nevada.edu/college_readiness.php)

- Provides data on college continuation rates for Nevada high school graduates
- Examines postsecondary enrollment and average ACT scores for recent Nevada high school students completing a standard, advanced, alternative or college and career ready diploma
- Data Sources: NSHE Student Data Warehouse and NPWR – Nevada's statewide longitudinal data system (SLDS)
- Definitions and ACT Benchmark Scores
- Methodology

# HIGH SCHOOL GRADUATES: CONTINUATION TO POSTSECONDARY EDUCATION (VALUES)

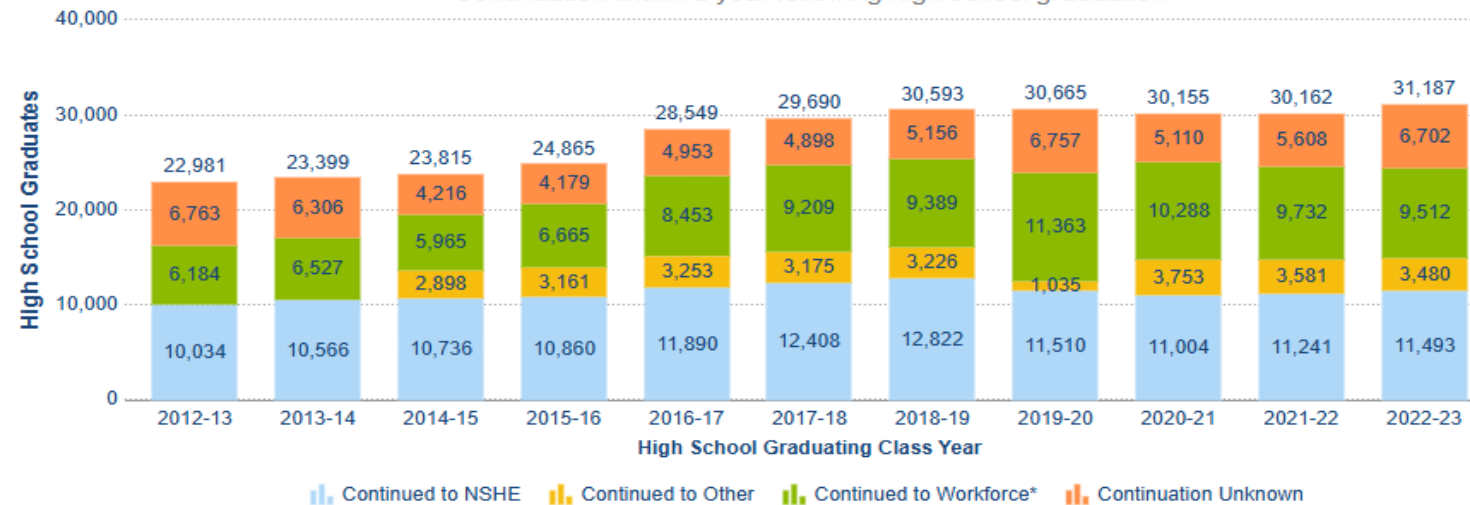
[About Dashboard](#)[HS Graduates](#)[HS Graduates Continuation](#)[NSHE Capture Rate](#)[ACT Score AVG](#)[ACT AVG by Institution](#)[ACT College Readiness Score Distribution](#)

## Nevada High School Graduates - Continuation

Continued to post-secondary education or workforce within a year immediately following high school graduation. Standard, Advanced, Alternative and College and Career Ready diploma graduates only.

### Nevada High School Graduates - Continuation After High School

Continuation within a year following high school graduation



Show chart using: ☒ Values ☐ Distribution (Percentages)

Source: Statewide Longitudinal Data System (SLDS), Nevada Department of Education, National Student Clearinghouse.

\*Employed in Nevada.

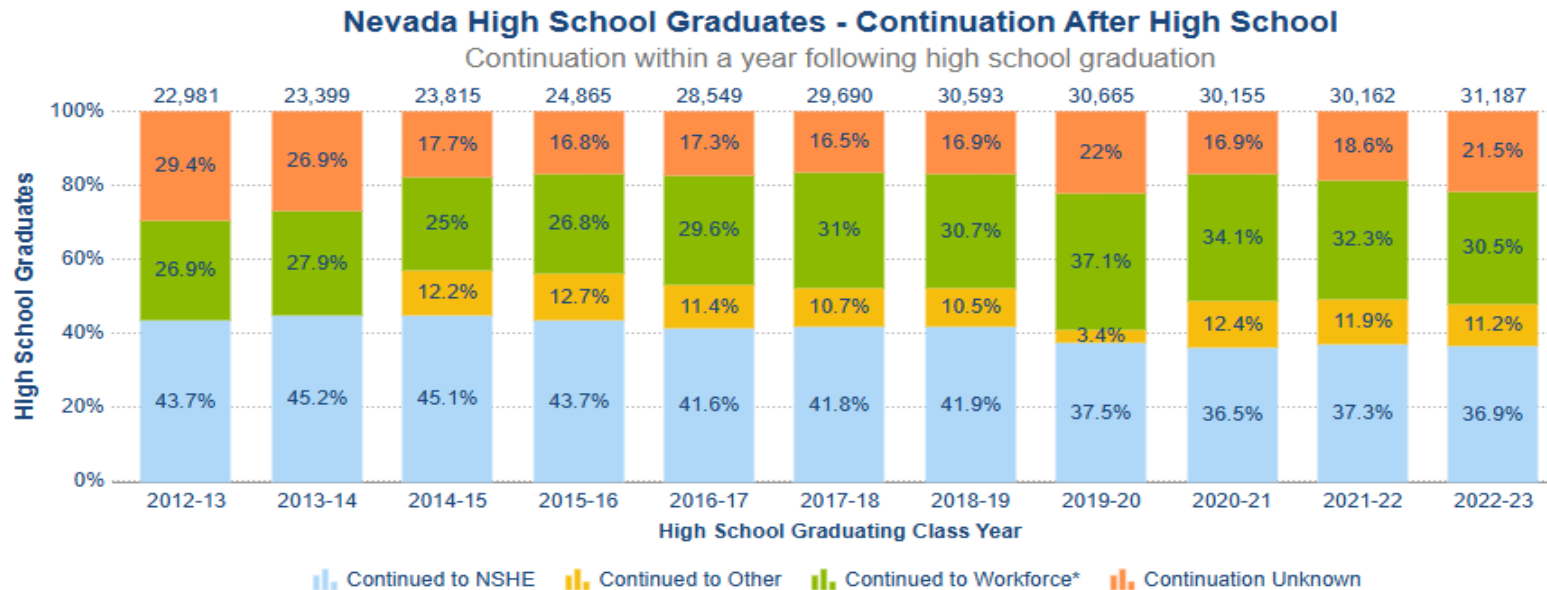
Continued to Other (non-NSHE) includes NV private and out-of-state post-secondary institutions. Data for years prior to 2014-15 is not available.

# HIGH SCHOOL GRADUATES: CONTINUATION TO POSTSECONDARY EDUCATION (DISTRIBUTION)

[About Dashboard](#)[HS Graduates](#)[HS Graduates Continuation](#)[NSHE Capture Rate](#)[ACT Score AVG](#)[ACT AVG by Institution](#)[ACT College Readiness Score Distribution](#)

## Nevada High School Graduates - Continuation

Continued to post-secondary education or workforce within a year immediately following high school graduation. Standard, Advanced, Alternative and College and Career Ready diploma graduates only.



Show chart using: ☐ Values ☒ Distribution (Percentages)

Source: Statewide Longitudinal Data System (SLDS), Nevada Department of Education, National Student Clearinghouse.

\*Employed in Nevada.

Continued to Other (non-NSHE) includes NV private and out-of-state post-secondary institutions. Data for years prior to 2014-15 is not available.

# HIGH SCHOOL GRADUATES: CONTINUATION TO NSHE

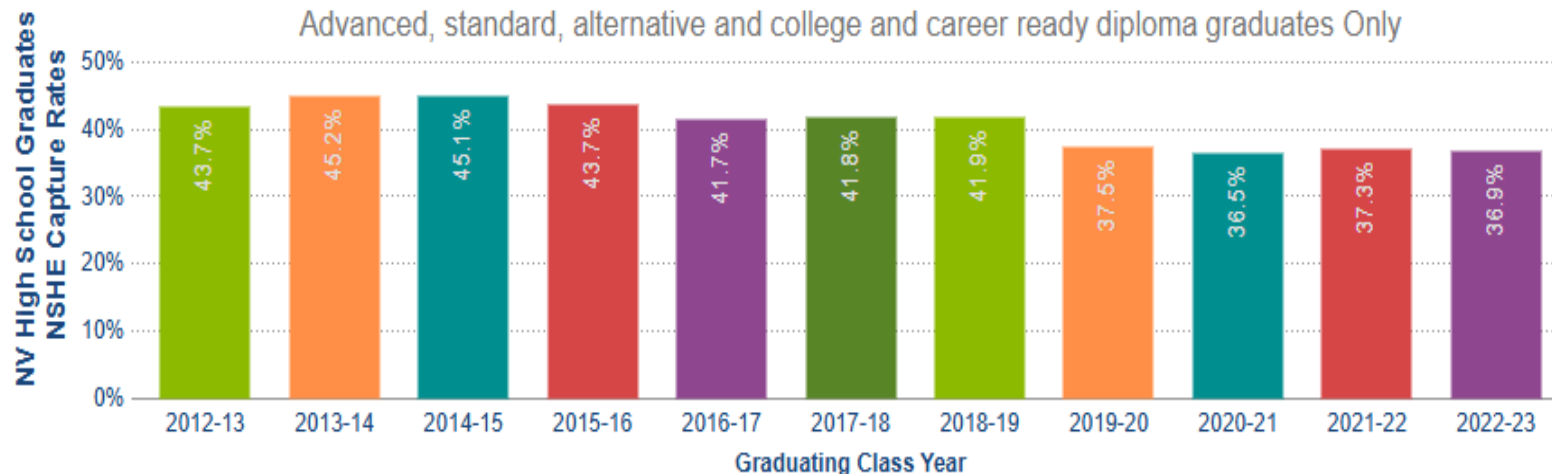
[About Dashboard](#)[HS Graduates](#)[HS Graduates Continuation](#)[NSHE Capture Rate](#)[ACT Score AVG](#)[ACT AVG by Institution](#)[ACT College Readiness Score Distribution](#)

## Nevada High School Graduates Continuing to NSHE

Standard, Advanced, Alternative and College and Career Ready high school diploma graduates that enroll at any NSHE institution within one year immediately following graduation.

### NV High School Graduates Enrolling at any NSHE Institution Within a Year Following Graduation

Advanced, standard, alternative and college and career ready diploma graduates Only



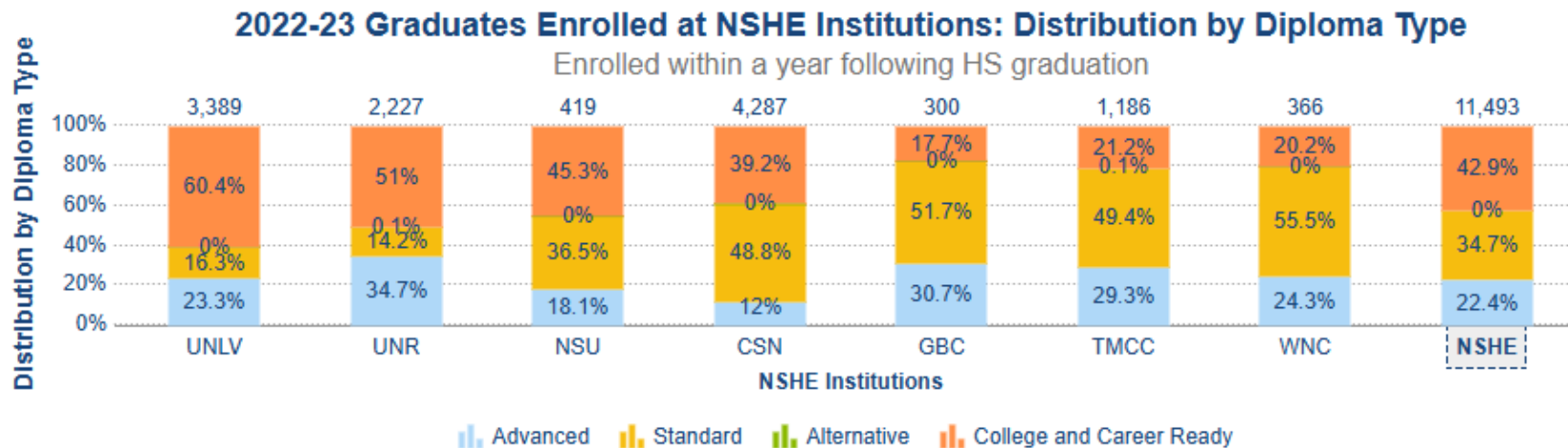
[Click on the Column to View Additional Data for that Year \(level 1 of 4\)](#)

# HIGH SCHOOL GRADUATES: CONTINUATION BY NSHE INSTITUTION

[About Dashboard](#)[HS Graduates](#)[HS Graduates Continuation](#)[NSHE Capture Rate](#)[ACT Score AVG](#)[ACT AVG by Institution](#)[ACT College Readiness Score Distribution](#)

## Nevada High School Graduates Continuing to NSHE

Standard, Advanced, Alternative and College and Career Ready high school diploma graduates that enroll at any NSHE institution within one year immediately following graduation.

[<< Return to Class Year Chart](#)

[Click on a column to view additional data for the series selected \(level 2 of 4\)](#)

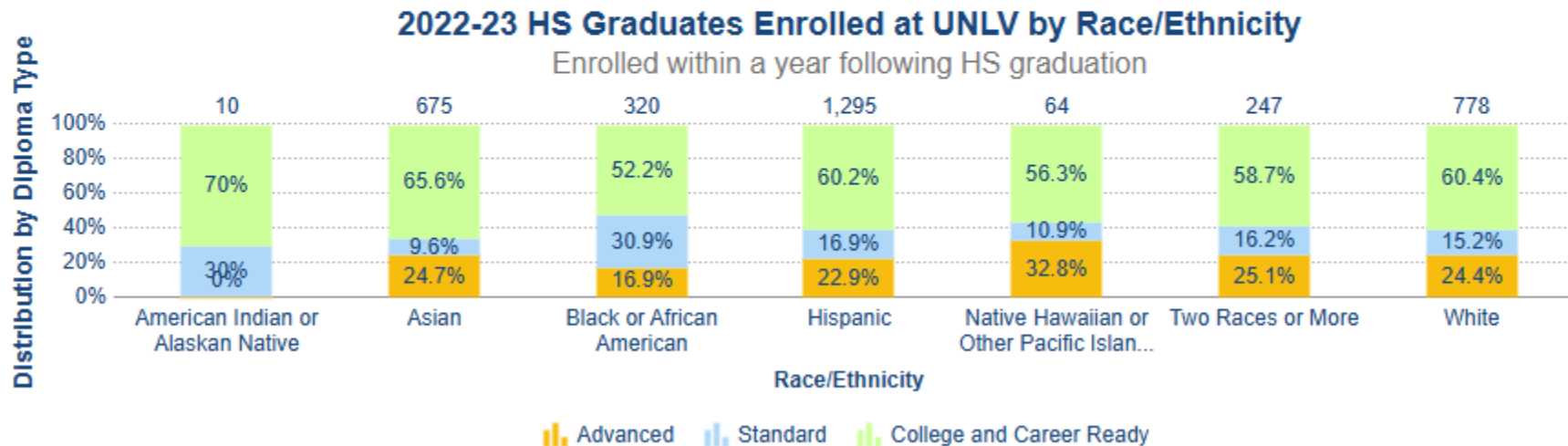
NSHE total is an unduplicated count. If a student was enrolled at more than one institutions, the student is counted once. Therefore, the number of students enrolled at each institution does not add to the NSHE total.

# HIGH SCHOOL GRADUATES: CONTINUATION BY NSHE INSTITUTION & RACE/ETHNICITY

[About Dashboard](#)[HS Graduates](#)[HS Graduates Continuation](#)[NSHE Capture Rate](#)[ACT Score AVG](#)[ACT AVG by Institution](#)[ACT College Readiness Score Distribution](#)

## Nevada High School Graduates Continuing to NSHE

Standard, Advanced, Alternative and College and Career Ready high school diploma graduates that enroll at any NSHE institution within one year immediately following graduation.

[<< Return to Institution Chart](#)

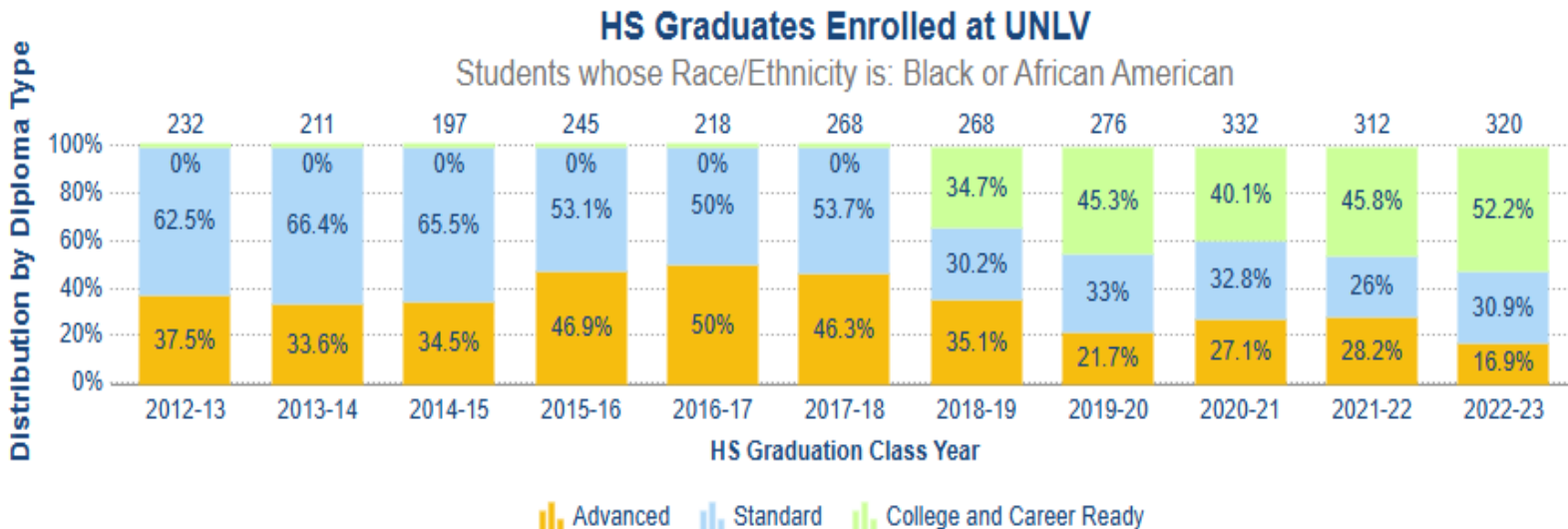
Click on a column to view additional data for the series selected (level 3 of 4)

# HIGH SCHOOL GRADUATES: CONTINUATION BY NSHE INSTITUTION & RACE/ETHNICITY OVERTIME

[About Dashboard](#)[HS Graduates](#)[HS Graduates Continuation](#)[NSHE Capture Rate](#)[ACT Score AVG](#)[ACT AVG by Institution](#)[ACT College Readiness Score Distribution](#)

## Nevada High School Graduates Continuing to NSHE

Standard, Advanced, Alternative and College and Career Ready high school diploma graduates that enroll at any NSHE institution within one year immediately following graduation.

[<< Return to Ethnicity Chart](#)

No More levels, use the Return button to move up levels (level 4 of 4)

# OTHER NSHE DATA DASHBOARDS

## ■ IPEDS Dashboards

- Awards Conferred
- Employee Headcount
- Fall Enrollment
- Graduation Rate
- Outcome Measures

## ■ Other Dashboards

- Completion and Workforce
- Dual Enrollment
- Gateway Outcomes
- Remedial Report
- Strategic Plan Metrics
- Student Transfer

# QUESTIONS?

Renée Davis

Associate Vice Chancellor for  
Academic and Student Affairs

[rdavis@nshe.nevada.edu](mailto:rdavis@nshe.nevada.edu)

José Martinez

Director of Institutional  
Research

[jmartinez@nshe.nevada.edu](mailto:jmartinez@nshe.nevada.edu)