



**NPWR**  
Climb Higher

# Capabilities and Potential of NPWR

Nevada's Statewide Longitudinal Data System

Jake Miller - NPWR Manager, DETR

[j-miller@detr.nv.gov](mailto:j-miller@detr.nv.gov)

## Core Data Partners and Key Focus

- Department of Employment, Training and Rehabilitation (DETR): The Office of Workforce Innovation (OWINN) administers the program. The department contributes workforce program records and wage records.
- Nevada Department of Education (NDE) contributes CTE records, graduation rates, assessment scores and student demographics.
  - Adult Education contributes their student outcomes and demographics independently.
- Nevada System of Higher Education (NSHE) provides operations support, analysis, coordination, and data auditing for NPWR, and contributes records of academic careers, degree completions, enrollment, student demographics.
- The primary focus is to measure the efficacy and status of state's education system performance and workforce outcomes.

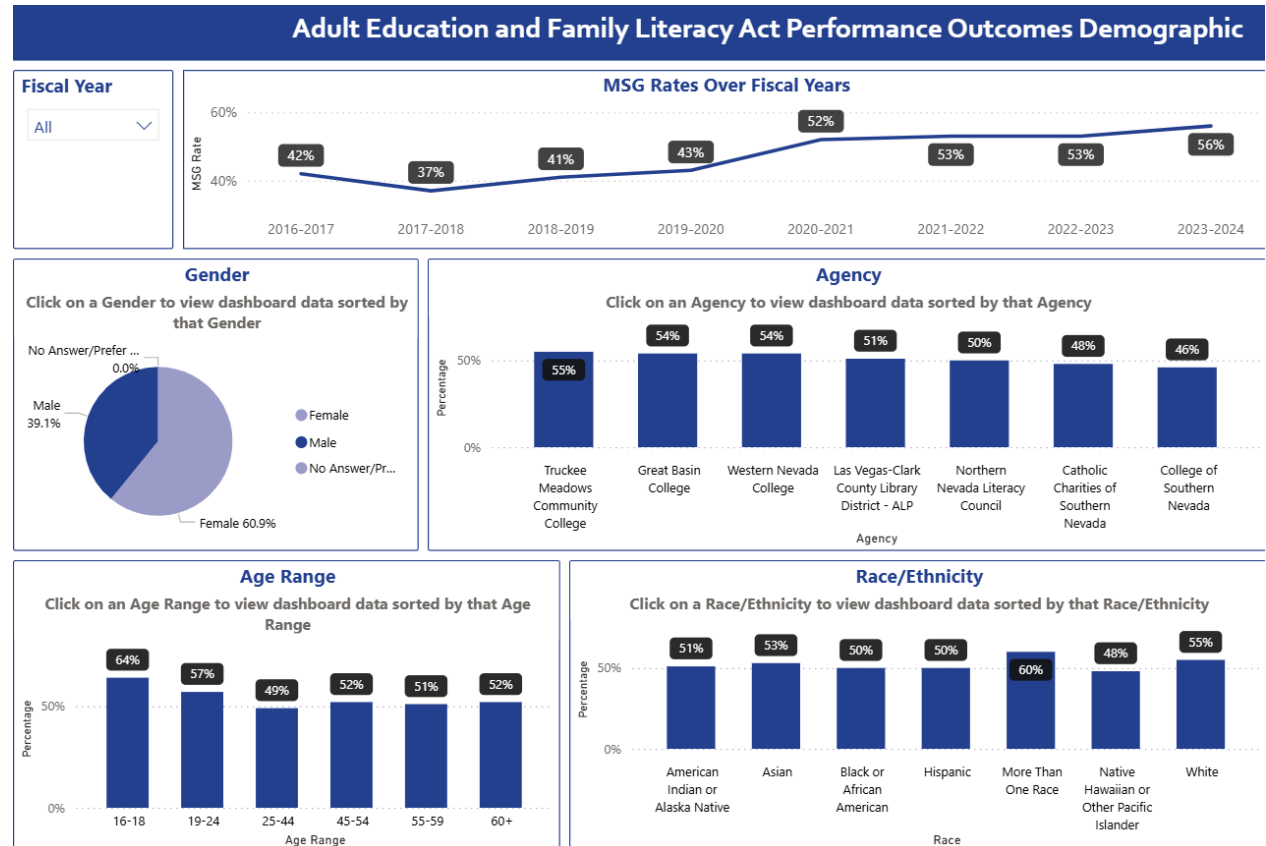
# Adult Education and Family Literacy Act Performance

## Definitions

**Agency** - AEFLA funded provider that the student attended.

## MSG - Measurable Skills Gain

- Attained Secondary School Diploma
- Educational Functioning Level Gain
- Enrolled in Postsecondary or Training
- IET/Workplace Literacy
- Progress Toward Milestones
- Secondary or Postsecondary Transcript or Report Card
- Technical or Occupational Skills Exams

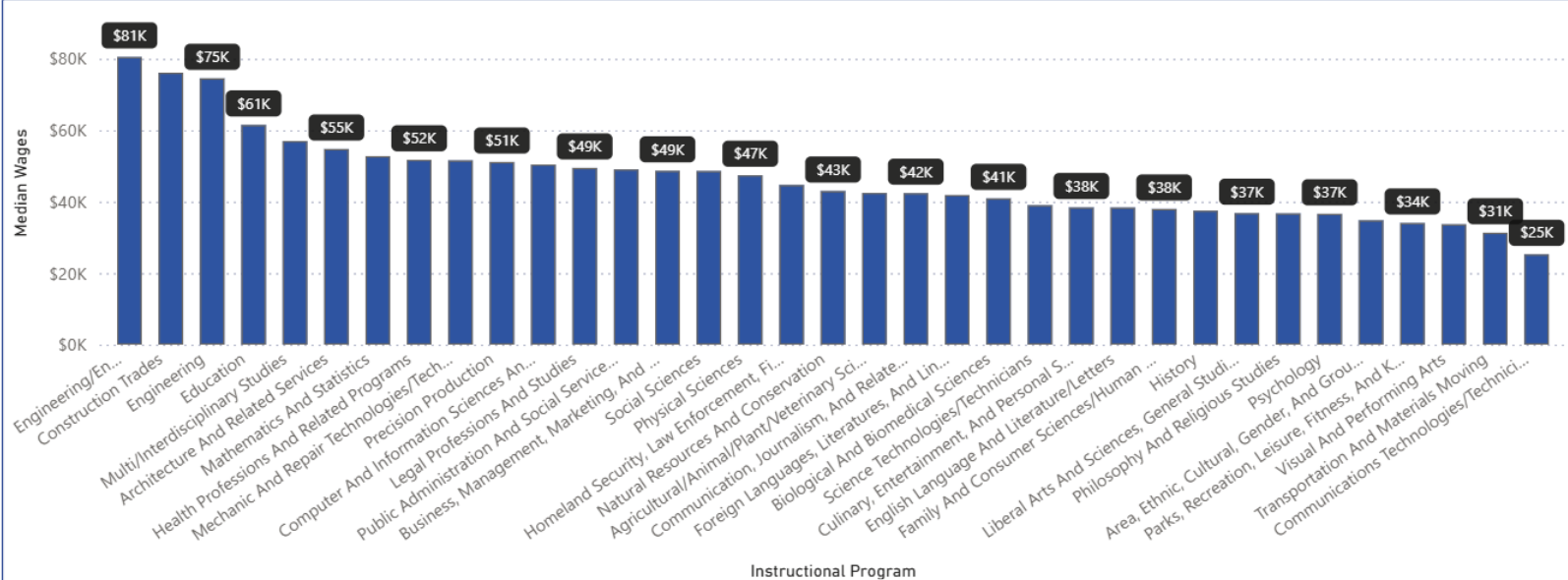


## The Career Earnings Report

### Median Wages by Graduates by CIP Code

#### Graduating Class

- ☐ 2007
- ☐ 2008
- ☐ 2009
- ☐ 2010
- ☐ 2011
- ☐ 2012
- ☐ 2013
- ☐ 2014
- ☐ 2015
- ☐ 2016
- ☐ 2017
- ☐ 2018
- ☐ 2019
- ☐ 2020
- ☐ 2021
- ☐ 2022
- ☒ 2023



#### Details

Wage calculations are based on quarterly wages. The wage calculations for this report are based only on individuals employed for four quarters within the reporting year to approximate an annual salary. Individuals must have been employed for four quarters in an industry for industry level data. It is unknown if individuals are employed full or part time.

#### Definitions

**Graduating Class** - the calendar year in which the student received a degree or certificate from an NSHE institution who also worked after graduation

**Instructional Programs** - each graduate of an NSHE Institution receive a degree or certificate based on one of these programs. The program names are from a CIP (Classification Instructional Programs) developed by US Department of Education

**Wage Percentile** - percentile of wages of everyone who graduated on the same calendar year. Stratified by 10%, 25%, Median (50%), 75%, and 90% of earners




## Average Wage by Industry

**Year**  
2024

**County**  
All

Industry	Average Wage
Securities, Commodity Contracts, and Other Financial Investments and Related Activities	\$757,569
Merchant Wholesalers, Durable Goods	\$431,100
Insurance Carriers and Related Activities	\$384,029
Water Transportation	\$348,773
Funds, Trusts, and Other Financial Vehicles	\$294,257
Performing Arts, Spectator Sports, and Related Industries	\$287,826
Other Information Services	\$259,942
Fishing, Hunting and Trapping	\$247,004
Ambulatory Health Care Services	\$244,568
Utilities	\$238,495
Professional, Scientific, and Technical Services	\$208,477
Internet Service Providers, Web Search Portals, and Data Processing Services	\$196,149
Merchant Wholesalers, Nondurable Goods	\$187,353
Internet Publishing and Broadcasting	\$184,935
Management of Companies and Enterprises	\$173,410
...	
Amusement, Gambling, and Recreation Industries	\$54,102
Food Services and Drinking Places	\$46,339
Museums, Historical Sites, and Similar Institutions	\$42,063
Apparel Manufacturing	\$40,027
Postal Service	\$38,014
Leather and Allied Product Manufacturing	\$33,543
Textile Mills	\$33,000

Wage Funnel - Highest to Lowest





## Areas of SLDS Improvement and Known Limits

---

- Department of Employment, Training and Rehabilitation (DETR)
  - The department must contribute Unemployment Insurance data in FY 2026.
  - Employers do not currently report Occupation codes, only Industry codes.
- Nevada Department of Education (NDE)
  - The department could contribute non-graduate data, course data, or special program data, when available from the school districts.
- DMV Participation
  - Only identifies method to track longitudinal records reliably between NDE and DETR.